

Bendigo Managed Wholesale Funds

Index Funds

Quarterly fund update - September 2024

Investment approach

Each Fund invests via expert asset managers that specialise in index strategies that seek to track the performance of selected benchmarks as well as alternative assets and cash. Alternative assets and cash may or may not invest in index strategies. Sandhurst will invest each Fund's assets across a variety of asset classes in a manner that we believe will meet the investment return objective of each Fund. Each Fund aims to provide a total return after fees in excess of a stated percentage above inflation over a 10 year period, where inflation is measured by the Australian Consumer Price Index (CPI).

Fund performance¹ as at 30 September 2024

Morningstar
Rating™
Overall²

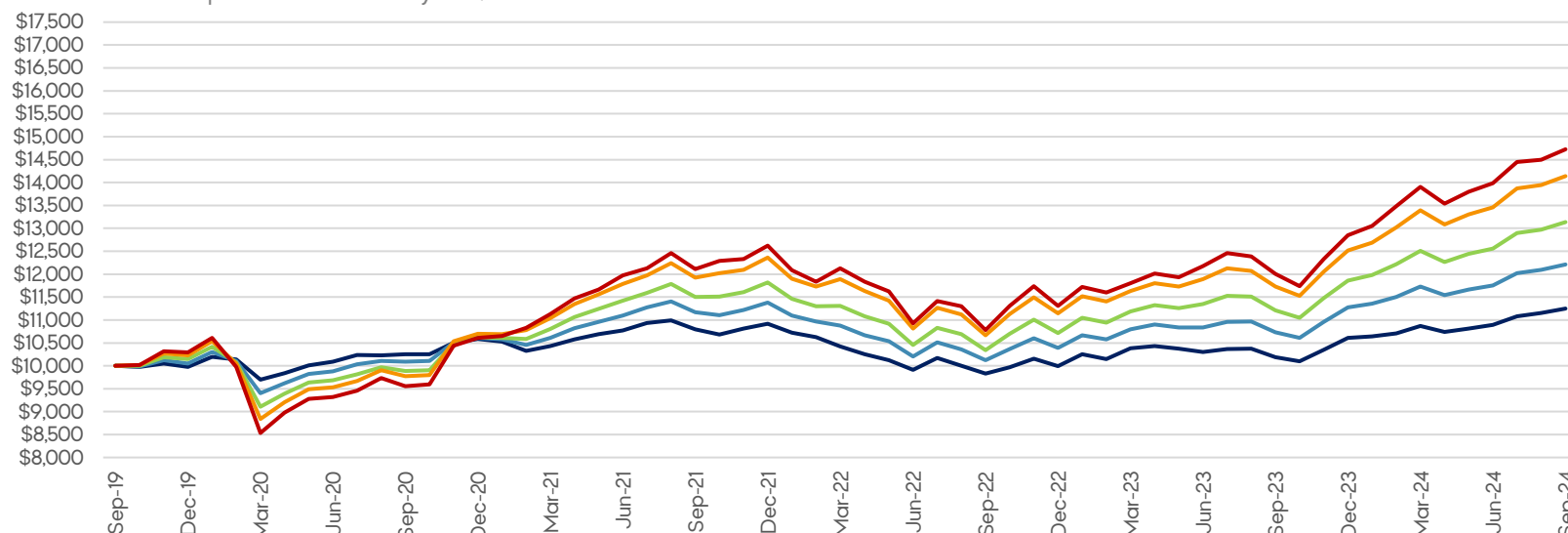
Morningstar
Category Rank
5 Year²

			3 months %	1 year %	3 years %p.a.	5 years %p.a.	Fund size \$m
Bendigo Defensive Index Fund	★★★	3 / 11	3.29	10.43	1.37	2.38	\$56.59
<i>Peer Comparison</i>			2.74	9.07	1.65	2.05	
Bendigo Conservative Index Fund	★★★★★	7 / 94	3.89	13.78	3.02	4.08	\$358.12
<i>Peer Comparison</i>			3.55	10.76	2.52	3.05	
Bendigo Balanced Index Fund	★★★★★	13 / 96	4.61	17.18	4.52	5.61	\$415.26
<i>Peer Comparison</i>			4.27	13.95	3.98	4.75	
Bendigo Growth Index Fund	★★★★★	8 / 149	5.09	20.55	5.84	7.17	\$543.61
<i>Peer Comparison</i>			4.88	16.89	4.88	6.07	
Bendigo High Growth Index Fund	★★★★	44 / 95	5.32	22.63	6.72	8.05	\$121.86
<i>Peer Comparison</i>			5.37	20.79	6.67	8.04	

An example of how your investment grows

Growth of \$10,000 over 5 years¹

(Based on historic Fund performance over 5 years)

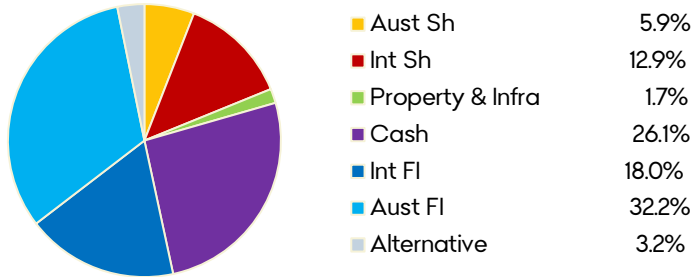


Fund Facts

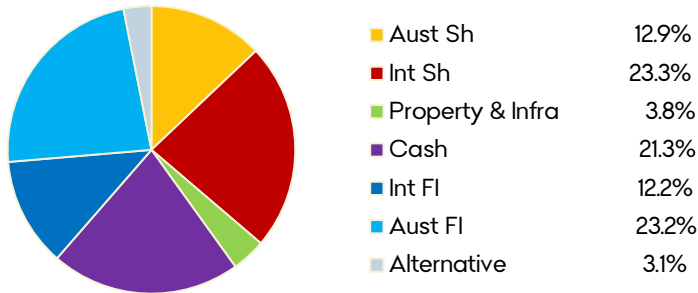
	APIR Code	Fund inception date	Distribution frequency	Return objective	Recommended investment timeframe	Risk level	Management fees & costs ³	Buy / Sell spread ³
Bendigo Defensive Index Fund	STL0031 AU	30 Sept 2011	Half yearly	CPI + 1%	2 years +	Low to medium	0.41% p.a.	+0.10%/-0.10%
Bendigo Conservative Index Fund	STL0032 AU	30 Sept 2011	Half yearly	CPI + 2%	3 years +	Medium	0.42% p.a.	+0.09%/-0.09%
Bendigo Balanced Index Fund	STL0033 AU	30 Sept 2011	Half yearly	CPI + 3%	4 years +	Medium to high	0.44% p.a.	+0.09%/-0.09%
Bendigo Growth Index Fund	STL0034 AU	30 Sept 2011	Half yearly	CPI + 3.5%	5 years +	Medium to high	0.46% p.a.	+0.09%/-0.09%
Bendigo High Growth Index Fund	STL0035 AU	30 Sept 2011	Half yearly	CPI + 4%	7 years +	High	0.47% p.a.	+0.09%/-0.09%

Asset allocation

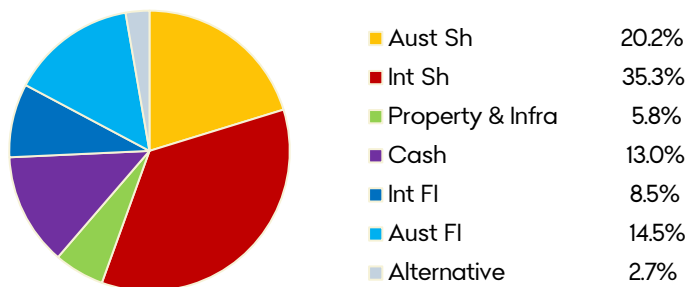
Bendigo Defensive Index Fund



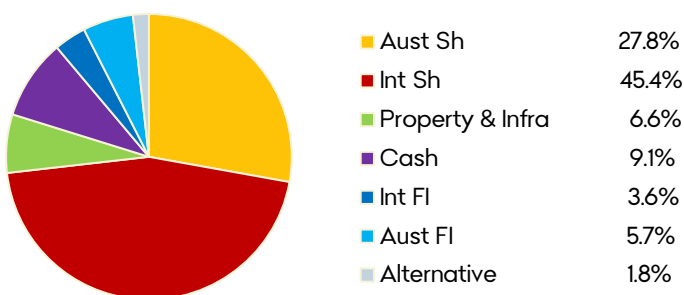
Bendigo Conservative Index Fund



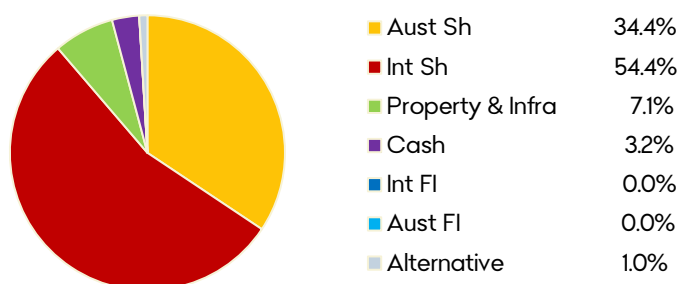
Bendigo Balanced Index Fund



Bendigo Growth Index Fund



Bendigo High Growth Index Fund



Unit prices

as at 30 September 2024	Application price	Withdrawal price
Bendigo Defensive Index Fund	\$1.14405	\$1.14176
Bendigo Conservative Index Fund	\$1.33663	\$1.33423
Bendigo Balanced Index Fund	\$1.52600	\$1.52326
Bendigo Growth Index Fund	\$1.81381	\$1.81055
Bendigo High Growth Index Fund	\$1.87276	\$1.86939

Quarterly commentary

Performance

Returns for the quarter across the Funds were strong. With inflation data coming in softer, bond yields moved lower, leading to attractive returns in fixed income, while equity markets continued their strong run. Overall, the Funds performed inline with the peer group, with manager selection neither adding or detracting from relative returns. Working against the Fund was the overweight to Australian fixed income over global fixed income, in that global fixed income performed more favourably. In the US inflation has fallen faster than Australian inflation, which is largely linked to differences in monetary and fiscal policy between the regions.

Economic

The September quarter was another positive period for risk assets, in which Australian shares (S&P ASX 300 Accumulation) rose 7.8%, while hedged global equities rose 4.4% (MSCI World Ex Australia Hedged AUD Total Return Index). Australian banks drove the ASX higher, while mining stocks staged a rally late in the quarter driven by announced China stimulus. Australian and global banks have performed particularly well over the past twelve months, while domestic conditions of an expansion of credit and rising home values have supported bank share prices. Currently relative to historical metrics, Australian banks are expensive to both historical price to earnings ratio and on a dividend yield versus risk free interest rates perspective.

Late in the quarter China stimulus spurred Chinese stocks and mining shares, in which these areas have been particularly weak and unloved for an extended period of time. In September the Hang Seng rose 17.5% on the back of multi-targeted stimulus, and the expectation that the Chinese government will continue to expand stimulus measures.

September saw a flurry of central banks cut interest rates, the European Central Bank has now cumulative cut interest rates by 0.85% since June, the Bank of Canada in total 0.75%, Bank of England 0.25% and the highly anticipated Federal Reserve dropped their cash rate by 0.5% in September's meeting. Against the grain, BOJ has hinted at further rate hikes, while Australia's RBA have advised they are a while away from easing interest rates. Driving the divergence is the inflation backdrop, in which Australia's core inflation (excluding energy and volatile items) continues to remain sticky, with domestic factors such as rent inflation, which is linked to a housing demand/supply imbalance, poor productivity.

Looking forward markets appear well supported into the year end through tailwinds from global fiscal and monetary policy. The outcome from the US elections is likely to shape winners and losers in which will impact markets in the last quarter.

Do you have any questions?

For further information contact us on 1800 634 969 or visit our website: www.bendigobank.com.au/managedfunds

Asset positioning commentary

Overall positioning is slightly overweight growth assets. Whilst equity markets on aggregate remain above historical average valuations, supportive government fiscal policy both domestically and abroad, easing inflation, high liquidity and falling interest rates, create tailwinds for growth assets.

Australian Shares

Over the quarter the Funds held a slight underweight to Australian equities, with a bias to global equities. The Australian sharemarket is dominated by mining companies and banks. Relative to global peers, Australian banks are extremely overpriced and offer little yield over cash investments.

The outlook for Australian miners is difficult to ascertain, given the high dependence on fiscal policy in China. The supportive announcements from the Chinese government should aid Australian commodity producers, however the problem of an overbuild in Chinese property is difficult to rectify and hence a construction led recovery seems limited.



Slightly underweight

International Shares

The Funds continue to hold a slight overweight to global shares; however, a positioning move to tilt in favour of emerging markets, in particular China occurred late in the September quarter. Given cheap valuations and now a firm commitment from the Chinese government to increase growth and support markets has driven the move. We expect the ride in emerging markets to be rocky, however history suggests, supportive fiscal and monetary policy generally leads to strong returns in equity markets. Additionally, falling interest rates within the US, aids emerging markets through a weakening US dollar. A weaker US dollar allows for the backdrop of fiscal support in regions such as China.

Hedge ratio 50% of OS equities



Slightly overweight

Property & Infrastructure

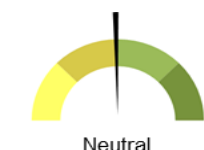
A favourable aspect of the Bendigo Funds relative to peers is the absence of unlisted property. Unlisted property faces several headwinds with high valuations, e-commerce, work from home and hence we expect these exposures to be a drag in portfolios that hold these positions. The Funds hold no exposure to listed property and currently hold a slight overweight exposure to listed infrastructure. We believe listed infrastructure does not face the same supply to demand issues to that of property and provides better inflation linked cash flows. Over the period we increased our exposure to listed infrastructure. Driving this was the fall in global interest rates, which entices investors into yield paying investments such as infrastructure. Further an emerging dominate sector is data centres which is at the core of fast-growing artificial intelligence movement.



Slightly overweight

Fixed Income

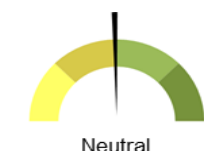
The Funds hold a neutral weight to fixed income, with material divergences within the fixed income asset class. The Funds have held an underweight to global fixed income, given less favourable currency hedged yields on offer to that of domestic fixed interest. The Funds hold an exposure to Australian Inflation Linked Bonds, which increases the diversification benefits within the Funds and further has held overweight positions in Australian investment grade credit which has offered attractive yields.



Neutral

Cash

Cash is used as a balancing item based on views of other asset classes.



Neutral

Footnotes

1. Fund performance figures are calculated before tax and after fees and costs; using withdrawal prices and assumes distributions are reinvested. Past performance is not an indication of future performance.
2. Morningstar rates mutual funds from one to five stars based on how well they've performed (after adjusting for risk) in comparison to similar funds. Within each Morningstar Category, the top 10% of funds receive five stars, the next 22.5% four stars, the middle 35% three stars, the next 22.5% two stars, and the bottom 10% receive one star. Funds are rated for up to three time periods—three-, five-, and 10 years—and these ratings are combined to produce an overall rating. Funds with less than three years of history are not rated. Ratings are objective, based entirely on a mathematical evaluation of past performance. They're a useful tool for identifying funds worthy of further research, but shouldn't be considered buy or sell recommendations.

Bendigo Defensive Index Fund received a 3-Star Overall Morningstar Rating™ out of 14 Multisector Conservative funds as of 30 September 2024. The Bendigo Defensive Index Fund returns were ranked 3 out of 11 Morningstar Multisector Conservative funds for 5 years to 30 September 2024. Source: www.morningstar.com.au/Funds/FundReport/19288

Bendigo Conservative Index Fund received a 5-Star Overall Morningstar Rating™ out of 97 Multisector Moderate funds as of 30 September 2024. The Bendigo Conservative Index Fund returns were ranked 7 out of 94 Morningstar Multisector Moderate funds for 5 years to 30 September 2024. Source: www.morningstar.com.au/Funds/FundReport/19289

Bendigo Balanced Index Fund received a 5-Star Overall Morningstar Rating™ out of 100 Multisector Balanced funds as of 30 September 2024. The Bendigo Balanced Index Fund returns were ranked 13 out of 96 Morningstar Multisector Balanced funds for 5 years to 30 September 2024. Source: www.morningstar.com.au/Funds/FundReport/19290

Bendigo Growth Index Fund received a 5-Star Overall Morningstar Rating™ out of 155 Multisector Growth funds as of 30 September 2024. The Bendigo Growth Index Fund returns were ranked 8 out of 149 Morningstar Multisector Growth funds for 5 years to 30 September 2024. Source: www.morningstar.com.au/Funds/FundReport/19291

Bendigo High Growth Index Fund received a 4-Star Overall Morningstar Rating™ out of 106 Multisector Aggressive funds as of 30 September 2024. The Bendigo High Growth Index Fund returns were ranked 44 out of 95 Morningstar Multisector Aggressive funds for 5 years to 30 September 2024. Source: www.morningstar.com.au/Funds/FundReport/19292

'Peer Comparison' performance refers to the performance of the relevant 'Morningstar Category' for the stated period. Investments are placed into Morningstar Categories based on their compositions and portfolio statistics so that investors can make meaningful comparisons. 'Morningstar Category Rank' is the Fund's performance rank relative to all funds in the same Morningstar Category.

© 2024 Morningstar, Inc. All rights reserved. Neither Morningstar, its affiliates, nor the content providers guarantee the data or content contained herein to be accurate, complete or timely nor will they have any liability for its use or distribution. This report or data has been prepared for clients of Morningstar Australasia Pty Ltd (ABN: 95 090 665 544, AFSL: 240892) and/or New Zealand wholesale clients of Morningstar Research Ltd, subsidiaries of Morningstar, Inc. Any general advice has been provided without reference to your financial objectives, situation or needs. For more information refer to our Financial Services Guide at www.morningstar.com.au/s/fsg.pdf. You should consider the advice in light of these matters and if applicable, the relevant Product Disclosure Statement before making any decision to invest. Morningstar's publications, ratings and products should be viewed as an additional investment resource, not as your sole source of information. Morningstar's full research reports are the source of any Morningstar Ratings and are available from Morningstar or your adviser. Past performance does not necessarily indicate a financial product's future performance. To obtain advice tailored to your situation, contact a financial adviser. The Morningstar Rating is an assessment of a fund's past performance—based on both return and risk—which shows how similar investments compare with their competitors. A high rating alone is insufficient basis for an investment decision.

3. Management fees & costs are based on fees and costs incurred by the Fund in the past financial year and may be different in the current and future financial years. Other fees and costs may apply. See the Product Disclosure Statement for full details.

The managed funds detailed in this update (individually referred to as 'Fund' or collectively as 'Funds') are issued by Sandhurst Trustees Limited (Sandhurst) ABN 16 004 030 737 AFSL 237906 a subsidiary of Bendigo and Adelaide Bank Limited (the Bank) ABN 11 068 049 178 AFSL 237879. Sandhurst and the Bank receive remuneration on the issue of the Funds or the service they provide, full details of which are contained in the relevant Product Disclosure Statement (PDS). Investments in the Funds are not deposits with, guaranteed by, or liabilities of the Bank or any of its related entities. Economic and outlook forecasts are not guaranteed to occur. Sandhurst has prepared this document based on information available to it. The information and opinions provided in this document have not been verified and Sandhurst has no obligation to notify you in the event that any information or opinions change. No representation is made to the fairness and accuracy of the information, opinions and conclusions contained in this document. This update is provided by Sandhurst and contains general advice only. Please consider your situation and read the relevant PDS available at www.bendigobank.com.au/managedfundsforms, any Bendigo Bank branch or by phoning 1800 634 969 before making an investment decision.

For target market determination: www.bendigobank.com.au/TMD

The information is current as at 30 September 2024 (unless stated otherwise) and is subject to change without notice.