

# Annual Report 2024

Beaconsfield District  
Community Financial  
Services Ltd

ABN 18 134 858 889

Community Bank  
Beaconsfield District



# Contents

Chairman's report	2
Manager's report	4
Bendigo and Adelaide Bank report	5
Directors' report	6
Auditor's independence declaration	10
Financial statements	11
Notes to the financial statements	15
Consolidated Entity Disclosure Statement	43
Directors' declaration	44
Independent audit report	45

# Chairman's report

For year ending 30 June 2024

Beaconsfield District Community Financial Services Limited (BDCFSL) our Company, operates a banking business under a Franchise Agreement with Bendigo Bank. The Board works diligently to make profits most of which are re-invested back into the Beaconsfield and District community. The financial year has been highlighted by some increases in official interest rates, by increases in Funds Under Management and a decline in the rate of margin income. This has had an effect of decreasing our Company's revenue income and profitability.

At Community Bank Beaconsfield District, we partner with Australia's better big bank and we're proud of the contribution we make to what is one of Australia's most trusted brands.

We commenced operations in 2009 and look forward to continuing to provide banking services to the local community. Recently we celebrated 15 years of business operations with an afternoon tea for Directors, Shareholders, Staff, Customers and Grants/ Sponsorships recipients.

The Community Bank model commenced 26 years ago and has been held up as an example of a great way of doing business. We continue to work closely with our partner, Bendigo Bank, on ways to improve the customer experience.

The growth of our existing customer base will mean a growth in your community's investment in Community Bank Beaconsfield District.

To all shareholders, I thank you for your ongoing support. We have approximately 220 shareholders of BDCFSL who need to be referral sources to grow the business of Community Bank Beaconsfield District. Ultimately, it will benefit your community with a greater pool of funds to distribute to community groups and projects as well as enhance your investment.

In the past financial year, our Gross Revenue from Margin, Fee and Commission Income decreased by \$94,219 (6%) to \$1,399,578. The net profit for the year of \$412,884 was a decrease to the net profit for the previous financial year of \$474,797. The net profit for 2024 was achieved after allowing for Grants, Sponsorships and Donations paid of \$371,690.

The income of a Community Bank Company is generated from Funds Under Management including Deposits, Loans, Insurances, Superannuation and various other products held by the branch. All banking is with Bendigo Bank. During the financial year these Funds Under Management increased by \$18 million to \$195 million (increase in Deposits & Other of \$20 million and decrease in Loans of \$2 million).

The Company's Budget for the 2024/2025 year discloses business Revenue of \$1,524,133, Interest Received of \$15,000 and Expenses of \$1,266,947 resulting in a Net Profit of \$272,186. Funds Under Management are budgeted to increase by \$18 million (Deposits etc \$16 million and Loans of \$2 million). The Company has paid off prior year losses hence the net book value of shares is close to par value that the initial shareholders paid when the Company was incorporated. In the future years, we can consider investing up to 80% of the Net Profits back into the community by way of Grants, Marketing, Sponsorships and Business Development.

Marketing and Business Development is a key to the improvement of business operations. In the last financial year our Company contributed \$ 371,690 to local organisations by way of Grants, Marketing, Sponsorships and Business Development. The policy adopted by the Board of Directors is that any requests for sponsorship must meet certain guidelines including the opportunity for the branch team to talk about the organisation's banking requirements and the ability to communicate the benefits of banking with Bendigo Bank to members, advertising, signage etc. These business relationships are viewed to promote longer term benefits for the organisations, the members and the Community Company.

I appreciate the ongoing support, assistance and banking expertise provided by Bendigo Bank. Our Company is part of the Outer Melbourne South East Region headed by Tracey Kelly. I thank our Regional Manager for sharing her banking knowledge and dedication in assisting Branch staff and our Company Directors during the year.

## Chairman's report (continued)

---

Thanks for the efforts of our friendly customer orientated staff. New Branch Manager Josie Marie, new Customer Relationship Manager Chris Clarke, Customer Relationship Officer Kylie Durrant and new Customer Relationship Officer Sarah Kirby and Customer Service Officers Nicole Ryan and Jacquelynn Murtagh who all have sound knowledge of banking and a willingness to assist customers and also promote Community Bank Beaconsfield District which is greatly appreciated by the Board. Welcome to the new staff members. During the past year we farewelled Branch Manager Andrew Gardner, Customer Relationship Manager Natalie Romero and Customer Service Officer Madison McDonell. We also farewelled Kerri Imrie of Incite Group a part-time Consultant who assisted with our Marketing, Social Media and Business Development.

Board members have expended considerable time on Planning, Governance and Strategic issues to plan the development of business opportunities to further increase business of the Company. Thank you to all Board members for their voluntary contributions and commitment to their responsibilities as Directors of a Public Company. Since the end of the previous financial year, Carol Porter and David Nutter resigned as Directors. Thanks to both these Directors for their valuable contributions. During the financial year, Andrew Brewster was appointed as a Director.

Finally, the continued support of the shareholders is greatly appreciated and has assisted the growth of Beaconsfield District Community Financial Services Limited. With your continued support combined with the efforts of the staff and board members, we can improve our trading and financial position and benefits will be flowing to shareholders and to the local community. With profits being earned, the Directors will decide on a dividend payment at a Board Meeting in October, 2024. A fully franked dividend of 12.5 cents per share was paid in November, 2023.



**Graeme J. Taylor FCA.**  
**Chairman**

# Manager's report

For year ending 30 June 2024

In my 12 months with Community Bank Beaconsfield District, it gives me great pleasure to present the Branch Manager's Annual Report for the branch. In what has been a challenging 12 months, yet again we have managed to exceed expectations and projected targets, showing growth in deposits for the 2023-24 financial year. This growth has helped improve on prior years of profits and I am pleased to say that we have handed out over \$1million in community contributions since our inception in 2009. We exceeded our target for deposits which transpired to be \$19 million on a budget of \$10 million. Our Lending finished on a closing balance of \$53 million on a budget of \$8 million. Our total growth figure for the year came to an amazing total of \$17 million.

These results only confirm the support of the community for our Bank, which in turn enables our Community Bank Company to return profits back into the community for the benefit of all. The continued positive manner in which Community Bank Beaconsfield District has been accepted and supported by people from both within and outside our immediate area only goes to show that there still is a need for good old fashioned, face-to-face banking services where you can build a relationship with your bank. We continue to generate monthly profits which are being distributed back into the community in many shapes and forms, and it is this distribution of profits back to the community, that gives us (the staff) a great deal of pride and satisfaction in the role that we play.

The above results have not been achieved without tremendous hard work, passion, and dedication by a great team of staff, and as such we would like to acknowledge and thank the following staff for their efforts: Kylie Durrant, Nicole Ryan and Jackie Murtagh for their commitment and on-going support. I would also like to take this opportunity to welcome Chris Clarke to our branch in July and Sarah Kirby in September this year.

Thanks to the Board of Directors for your support and guidance over the past twelve months. You are a passionate group of people who give freely of their own time, doing a thankless job for the benefit of the community. It is always an enjoyable experience to work with you as we continue to grow and expand the business together. I also thank our Bendigo Bank support team of Tracey Kelly (Regional Manager) and Tamika Kenyon (Risk & Compliance Manager) and their respective teams who are also a great support to our branch and to our staff. It is your contribution to the success of Community Bank Beaconsfield District, which ensures that the value of our franchise partnership with Bendigo Bank is maximised. Finally, I would like to thank all our customers and shareholders for their support, and we trust that our personal service and commitment to the community will ensure the continued future success of Community Bank Beaconsfield District.

Thank you.



**Josie Marie**  
**Branch Manager**

# Bendigo and Adelaide Bank report

For year ending 30 June 2024

This past year has been particularly significant for Bendigo Bank and the Community Bank network. After five years apart, we had the opportunity to come together in person and connect in Bendigo at our National Conference in September.

It was lovely to see so many familiar faces and to meet many directors who haven't attended previously. We feel proud to support such an amazing network.

We are committed to our strategy and the qualities that make Bendigo Bank unique, by staying true to our connection with communities, our regional roots, and our position as Australia's most trusted bank.

As Bendigo Bank adapts to the evolving digital landscape and changing customer expectations, the Community Bank Network is organically evolving in response.

Over the past 12 months, we have seen Community Bank companies seek to enhance their presence within their communities more than ever.

This has been through expanding or consolidating branch sites, collaborating with local, state, and national governments to support community initiatives, or by prioritising social value alongside financial performance through Social Trader accreditation.

The anniversary of the Community Bank model, along with changing environmental factors, provides an opportunity to reset and establish a clear pathway towards the next 25 years.

Bendigo Bank's purpose, to feed into the prosperity of communities, and our willingness to ensure our purpose is relevant to the needs of communities in which we are present, is a key contributor to our commercial success.

When we utilise our combined strengths, exercise our imaginations and have the courage to commit to creating our own opportunities, we will be the partner of choice for customers and communities regardless of location or cause.

Community, regional presence, and trust are the distinctive attributes of Bendigo Bank that we have maintained and plan to uphold in the future.

While Bendigo Bank emphasises commercial success, our foundation remains in community values. Our aim is to generate mutual value by providing solutions to local challenges.

On behalf of Bendigo Bank, thank you for being a shareholder in your local Community Bank. Your contribution helps foster economic growth, creates employment opportunities, and provides essential financial services to the members of your community.

Your dedication and support is making a positive impact on your community.

**Justine Minne**  
**Bendigo and Adelaide Bank**

# Directors' report

For the year ended 30 June 2024

The Directors present their report, together with the financial statements, on Beaconsfield District Community Financial Services Limited for the financial year ended 30 June 2024.

## Board of Directors

The following persons were Directors of Beaconsfield District Community Financial Services Limited during the whole of the financial year up to the date of this report, unless otherwise stated:

### Graeme James Taylor

Title:	Chair
Qualifications:	Fellow of the Institute of Chartered Accountants Australia and New Zealand
Experience & Expertise:	Many years experience as a practising Chartered Accountant

### Maurice Lisle Potter

Title:	Treasurer
Qualifications:	
Experience & Expertise:	Many years of business experience as a Bank Officer and developmental roles (now retired)

### John Edward French

Title:	Non-Executive Director
Qualifications:	
Experience & Expertise:	Many years of business experience as a Training Service Manager

### Carol Anne Porter OAM Resigned 1st July 2024

Title:	Non-Executive Director
Qualifications:	
Experience & Expertise:	Many years of business experience as a Partner in Plumbing Business

### David Edward Nutter Resigned 27th June 2024

Title:	Non-Executive Director
Qualifications:	
Experience & Expertise:	Many years of business experience as a Motor Vehicle Dealer (now retired)

### Karen Michelle Chipperfield

Title:	Non-Executive Director
Qualifications:	Bachelor of Commerce, Diploma of Leadership
Experience & Expertise:	Many years experience of voluntary service including office bearing roles for the Berwick Show Society, Beaconsfield Kindergarten, St Margaret's Berwick Grammar School and the Australian Welsh Black Cattle Society

### Shemane Juanita Nathanielsz

Title:	Non-Executive Director
Qualifications:	Bachelor of Nursing, Post Graduate Diploma in Gerontology
Experience & Expertise:	Served in Executive roles of various community committee organisations including Management, Operations and Governance roles

## Directors' report (continued)

<b>Andrew David Brewster</b>	<b>Appointed 24th April 2024</b>
Title:	Non-Executive Director
Qualifications:	Diploma of Franchising, Bachelor of Business (Accounting), MBA and Fellow of CPA
Experience & Expertise:	Many years experience in accounting, commercial and operations management positions in large listed organisations

Directors were in office for this entire year unless otherwise stated.

No Directors have material interests in contracts or proposed contracts with the Company.

### Directors' Meetings

Attendances by each Director during the year were as follows:

Director	Board Meetings	
	A	B
Graeme James Taylor	11	11
Maurice Lisle Potter	11	6
John Edward French	11	10
Carol Anne Porter OAM Resigned 1st July 2024	11	4
David Edward Nutter Resigned 27th June 2024	11	8
Karen Michelle Chipperfield	11	9
Shemane Juanita Nathanielsz	11	9
Andrew David Brewster Appointed 24th April 2024	3	3

A - The number of meetings eligible to attend.

B - The number of meetings attended.

- - Not a member of that committee.

### Company Secretary

The following person held the position of Company Secretary at the end of the financial year.

<b>Maurice Lisle Potter</b>	
Qualifications:	
Experience & Expertise:	44 years with the National Australia Bank, mostly in specialist administration and system development roles.

### Principal Activities

The principal activities of the Company during the course of the financial year were in providing Community Bank branch services under management rights to operate a franchised branch of Bendigo and Adelaide Bank Limited.

There has been no significant changes in the nature of these activities during the year.

### Operating Results

The profit of the Company for the financial year after provision for income tax was:

	30 June 2024 (\$)	30 June 2023 (\$)	Movement
<b>Profit After Tax</b>	309,662	356,076	-13%



## Directors' report (continued)

### Directors' Benefits

No director has received or become entitled to receive, during or since the financial year, a benefit because of a contract made by the Company, controlled entity or related body corporate with a director, a firm which a director is a member or an entity in which a director has a substantial financial interest.

### Director's Interests

Director	Fully Paid Ordinary Shares		
	Balance at 1 July 2023	Changes During the Year	Balance at 30 June 2024
Graeme James Taylor	10,001	-	10,001
Maurice Lisle Potter	1,501	-	1,501
John Edward French	5,001	-	5,001
Carol Anne Porter OAM Resigned 1st July 2024	5,001	-	5,001
David Edward Nutter Resigned 27th June 2024	5,000	-	5,000
Karen Michelle Chipperfield	5,000	-	5,000
Shemane Juanita Nathanielsz	-	-	-
Andrew David Brewster Appointed 24th April 2024	-	-	-

### Dividends

During the financial year, the following dividends were provided for and paid. The dividends have been provided for in the financial statements.

	Cents per Share	Total Amount (\$)
Final fully franked dividend	12.50	\$95,620
<b>Total Amount</b>	<b>12.50</b>	<b>\$95,620</b>

### Options

No options over issued shares were granted during or since the end of the financial year and there were no options outstanding as at the date of this report.

### Significant Changes in the State of Affairs

In the opinion of the directors there were no other significant changes in the state of affairs of the Company that occurred during the financial year under review not otherwise disclosed in this report or the financial statements.

### Events Since the end of the Financial Year

No matters or circumstances have arisen since the end of the financial year that significantly impact or may significantly impact the operations of the Company, the results of those operations or the state of affairs of the company, in future financial years.

### Likely Developments

The Company will continue its policy of providing banking services to the community.

### Environmental Regulations

The Company is not subject to any significant environmental regulation.

## Directors' report (continued)

---

### Indemnification & Insurance of Directors & Officers

The Company has indemnified all directors and the managers in respect of liabilities to other persons (other than the company or related body corporate) that may arise from their position as directors or managers of the company except where the liability arises out of conduct involving the lack of good faith.

Disclosure of the nature of the liability and the amount of the premium is prohibited by the confidentiality clause of the contract of insurance. The Company has not provided any insurance for an auditor of the company or a related body corporate.

### Proceedings on Behalf of the Company

No person has applied to the Court under section 237 of the *Corporations Act 2001* for leave to bring proceedings on behalf of the Company, or to intervene in any proceedings to which the company is a party, for the purpose of taking responsibility on behalf of the company for all or part of those proceedings.

No proceedings have been brought or intervened in on behalf of the Company with leave of the Court under section 237 of the *Corporations Act 2001*.

### Non-audit Services

The Company may decide to employ the auditor on assignments additional to their statutory duties where the auditor's expertise and experience with the company are important. Details of the amounts paid or payable to the auditor (RSD Audit) for audit and non-audit services provided during the year are set out in Note 27 to the accounts.


The Board of Directors has considered the non-audit services provided during the year by the auditor and is satisfied that the provision of the non-audit services is compatible with, and did not compromise, the auditor independence requirements of the *Corporations Act 2001* for the following reasons:

- all non audit services are reviewed and approved by the Board prior to commencement to ensure they do not adversely affect the integrity and objectivity of the auditor; and
- none of the services undermine the general principles relating to auditor independence as set out in APES 110 *Code of Ethics for Professional Accountants*, as they did not involve reviewing or auditing the auditor's own work, acting in a management or decision making capacity for the Company, acting as an advocate for the company or jointly sharing risks and rewards.

### Auditor's Independence Declaration

A copy of the Auditor's independence declaration as required under section 307C of the *Corporations Act 2001* is set out on page 5 of this financial report.

Signed in accordance with a resolution of the Board of Directors at Beaconsfield, Victoria.



**GRAEME JAMES TAYLOR**  
Chair/Director

Dated this 30th day of September, 2024

# Auditor's independence declaration



41A Breen Street  
Bendigo, Victoria  
PO Box 448, Bendigo, VIC, 3552

Ph: (03) 4435 3550  
admin@rsdaudit.com.au  
www.rsdaudit.com.au

## **Auditors Independence Declaration under section 307C of the *Corporations Act 2001* to the Directors of Beaconsfield District Community Financial Services Limited**

In accordance with section 307C of the *Corporations Act 2001*, I am pleased to provide the following declaration of independence to the directors of Beaconsfield District Community Financial Services Limited. As the lead audit partner for the audit of the financial report for the year ended 30 June 2024, I declare that, to the best of my knowledge and belief, there have been no contraventions of:

- (i) The auditor independence requirements of the *Corporations Act 2001* in relation to the audit; and
- (ii) Any applicable code of professional conduct in relation to the audit.

**RSD Audit**

A handwritten signature in blue ink, appearing to be 'JP', written over a light blue circular background.

**Josh Porker**  
**Principal**

41A Breen Street  
Bendigo VIC 3550

**Dated:** 30 September 2024

RSD Audit Pty Ltd  
ABN 85 619 186 908  
Liability limited by a scheme approved under Professional Standards Legislation

# Financial statements

## Statement of Profit or Loss and Other Comprehensive Income

For the year ended 30 June 2024

	Note	2024 \$	2023 \$
<b>Revenue</b>			
Revenue from contracts with customers	7	1,399,578	1,493,797
Other revenue	8	-	101
Finance income	9	37,203	16,742
		<b>1,436,781</b>	<b>1,510,640</b>
<b>Expenses</b>			
Employee benefits expense	10	(382,518)	(428,934)
Depreciation and amortisation	10	(59,472)	(59,067)
Finance costs	10	(10,991)	(12,551)
Administration and general costs		(50,340)	(46,297)
Occupancy expenses		(37,888)	(31,412)
IT expenses		(26,604)	(26,969)
Advertising and marketing expenses		(54,207)	(3,835)
Insurance		(12,741)	(14,454)
Professional fees		(17,446)	(12,420)
		<b>(652,207)</b>	<b>(635,939)</b>
<b>Operating profit before charitable donations and sponsorship</b>		<b>784,574</b>	<b>874,701</b>
Charitable donations and sponsorship	10	(371,690)	(399,904)
<b>Profit before income tax</b>		<b>412,884</b>	<b>474,797</b>
Income tax expense	11	(103,222)	(118,721)
<b>Profit for the year after income tax</b>		<b>309,662</b>	<b>356,076</b>
Other comprehensive income		-	-
<b>Total comprehensive income for the year</b>		<b>309,662</b>	<b>356,076</b>
Profit attributable to the ordinary shareholders of the company		309,662	356,076
<b>Total comprehensive income attributable to ordinary shareholders of the company</b>		<b>309,662</b>	<b>356,076</b>
<b>Earnings per share</b>		<b>¢</b>	<b>¢</b>
- basic and diluted earnings per share	29	40.48	46.55

The accompanying notes form part of these financial statements

## Financial statements (continued)

### Statement of Financial Position

As at 30 June 2024

	Note	2024 \$	2023 \$
<b>Assets</b>			
<b>Current assets</b>			
Cash and cash equivalents	12	886,444	680,014
Trade and other receivables	13	134,734	145,156
Other assets	14	14,744	21,905
<b>Total current assets</b>		<b>1,035,922</b>	<b>847,075</b>
<b>Non-current assets</b>			
Property, plant and equipment	15	18,447	29,365
Right-of-use assets	16	183,362	218,402
Intangible assets	17	16,274	30,811
Deferred tax assets	18	13,132	17,445
<b>Total non-current assets</b>		<b>231,215</b>	<b>296,023</b>
<b>Total assets</b>		<b>1,267,137</b>	<b>1,143,098</b>
<b>Liabilities</b>			
<b>Current liabilities</b>			
Trade and other payables	19	26,012	42,899
Current tax liability	18	44,538	44,080
Lease liabilities	20	35,218	33,512
Employee benefits	21	48,935	89,324
Provision for Dividends		1,071	660
<b>Total current liabilities</b>		<b>155,774</b>	<b>210,475</b>
<b>Non-current liabilities</b>			
Lease liabilities	20	170,510	205,728
Employee benefits	21	129	213
<b>Total non-current liabilities</b>		<b>170,639</b>	<b>205,941</b>
<b>Total liabilities</b>		<b>326,413</b>	<b>416,416</b>
<b>Net assets</b>		<b>940,724</b>	<b>726,682</b>
<b>Equity</b>			
Issued capital	22	748,476	748,476
Retained earnings/(Accumulated losses)	23	192,248	(21,794)
<b>Total equity</b>		<b>940,724</b>	<b>726,682</b>

The accompanying notes form part of these financial statements

## Financial statements (continued)

### Statement of Changes in Equity

For the year ended 30 June 2024

	Note	Issued Capital \$	Retained Earnings \$	Total Equity \$
<b>Balance at 1 July 2022</b>		<b>748,476</b>	<b>(337,710)</b>	<b>410,766</b>
<b>Comprehensive income for the year</b>				
Profit for the year		-	356,076	356,076
<b>Transactions with owners in their capacity as owners</b>				
Dividends paid or provided	28	-	(40,160)	(40,160)
<b>Balance at 30 June 2023</b>		<b>748,476</b>	<b>(21,794)</b>	<b>726,682</b>
<b>Balance at 1 July 2023</b>				
		<b>748,476</b>	<b>(21,794)</b>	<b>726,682</b>
<b>Comprehensive income for the year</b>				
Profit for the year		-	309,662	309,662
<b>Transactions with owners in their capacity as owners</b>				
Dividends paid or provided	28	-	(95,620)	(95,620)
<b>Balance at 30 June 2024</b>		<b>748,476</b>	<b>192,248</b>	<b>940,724</b>

The accompanying notes form part of these financial statements

## Financial statements (continued)

### Statement of Cash Flows

For the year ended 30 June 2024

	Note	2024 \$	2023 \$
<b>Cash flows from operating activities</b>			
Receipts from customers		1,549,206	1,578,255
Payments to suppliers and employees		(1,128,036)	(1,086,131)
Interest paid		(10,991)	(12,551)
Interest received		37,203	16,742
Income tax paid		(98,450)	(44,080)
<b>Net cash flows provided by operating activities</b>	24b	<b>348,932</b>	<b>452,235</b>
<b>Cash flows from investing activities</b>			
Purchase of property, plant and equipment		(330)	(9,844)
Purchase of intangible assets		(13,451)	(14,502)
<b>Net cash flows used in investing activities</b>		<b>(13,781)</b>	<b>(24,346)</b>
<b>Cash flows from financing activities</b>			
Repayment of lease liabilities		(33,512)	(31,945)
Dividends paid		(95,209)	(39,950)
<b>Net cash flows used in financing activities</b>		<b>(128,721)</b>	<b>(71,895)</b>
<b>Net increase in cash held</b>		<b>206,430</b>	<b>355,994</b>
Cash and cash equivalents at beginning of financial year		680,014	324,020
<b>Cash and cash equivalents at end of financial year</b>	24a	<b>886,444</b>	<b>680,014</b>

The accompanying notes form part of these financial statements

# Notes to the financial statements

For the year ended 30 June 2024

## Note 1. Corporate Information

These financial statements and notes represent those of Beaconsfield District Community Financial Services Limited (the Company) as an individual entity. Beaconsfield District Community Financial Services Limited is a company limited by shares, incorporated and domiciled in Australia. The financial statements were authorised for issue by the Directors on 30th September 2024.

Further information on the nature of the operations and principal activity of the Company is provided in the directors' report. Information on the company's related party relationships is provided in Note 26.

## Note 2. Basis of Preparation

These general purpose financial statements have been prepared in accordance with the *Corporations Act 2001*, Australian Accounting Standards and Interpretations of the Australian Accounting Standards Board (AASB) and International Financial Reporting Standards (IFRS) as issued by the International Accounting Standards Board (IASB). The Company is a for-profit entity for financial reporting purposes under Australian Accounting Standards. Material accounting policies adopted in the preparation of these financial statements are presented below and have been consistently applied unless stated otherwise.

The financial statements, except for cash flow information, have been prepared on an accruals basis and are based on historical costs, modified, where applicable, by the measurement at fair value of selected non current assets, financial assets and financial liabilities.

The financial report is presented in Australian dollars and all values are rounded to the nearest dollar, unless otherwise stated.

## Note 3. Summary of Significant Accounting Policies

The Company has consistently applied the following accounting policies to all periods presented in these financial statements, except if mentioned otherwise.

### (a) Economic Dependency

The Company has entered into a franchise agreement with Bendigo and Adelaide Bank Limited that governs the management of the following Community Banks branch:

6/52-62 Old Princes Highway, Beaconsfield

The Company is economically dependent on the ongoing receipt of income under the franchise agreement with Bendigo Bank. The directors have no reason to believe a new franchise arrangement under mutually acceptable terms will not be forthcoming following expiry.

The Company operates as a franchise of Bendigo Bank, using the name "Bendigo Bank" and the logo and system of operations of Bendigo Bank. The company manages the Community Bank on behalf of Bendigo Bank, however all transactions with customers conducted through the Community Bank are effectively conducted between the customers and Bendigo Bank.



## Notes to the financial statements (continued)

### Note 3. Summary of Significant Accounting Policies (continued)

All deposits are made with Bendigo Bank, and all personal and investment products are products of Bendigo Bank, with the Company facilitating the provision of those products. All loans, leases or hire purchase transactions, issues of new credit or debit cards, temporary or bridging finance and any other transaction that involves creating a new debt, or increasing or changing the terms of an existing debt owed to Bendigo Bank, must be approved by Bendigo Bank. All credit transactions are made with Bendigo Bank, and all credit products are products of Bendigo Bank.

The Company promotes and sells the products and services, but is not a party to the transaction.

The credit risk (i.e. the risk that a customer will not make repayments) is for the relevant Bendigo Bank entity to bear as long as the Company has complied with the appropriate procedures and relevant obligations and has not exercised a discretion in granting or extending credit.

Bendigo Bank provides significant assistance in establishing and maintaining the Community Bank franchise operations. It also continues to provide ongoing management and operational support and other assistance and guidance in relation to all aspects of the franchise operation, including advice and assistance in relation to:

- the design, layout and fit out of the Community Bank premises
- training for the branch manager and other employees in banking, management systems and interface protocol
- methods and procedures for the sale of products and provision of services
- calculation of Company revenue and payment of many operating and administrative expenses
- the formulation and implementation of advertising and promotional programs
- sales techniques and proper customer relations.

#### (b) Revenue From Contracts With Customers

The Company has entered into a franchise agreement with Bendigo Bank. The company delivers banking and financial services of Bendigo Bank to its community. The franchise agreement provides for a share of interest, fee, and commission revenue earned by the company. Interest margin share is based on a funds transfer pricing methodology which recognises that income is derived from deposits held, and that loans granted incur a funding cost. Fees are based on the company's current fee schedule and commissions are based on the agreements in place. All margin revenue is recorded as non-interest income when the company's right to receive the payment is established.

The Company acts as an agent under the franchise agreement and revenue arises from the rendering of services through its franchise agreement.

Revenue is recognised on an accruals basis, at the fair value of consideration specified in the franchise agreement. Under AASB 15 *Revenue from Contracts with Customers* (AASB 15), revenue recognition for the Company's revenue stream is as follows:

Revenue	Includes	Performance Obligation	Timing of Recognition
Franchise agreement profit share	Margin, commission and fee income	When the Company satisfies its obligation to arrange the services to be provided to the customer by the supplier (Bendigo & Adelaide Bank)	On completion of the provision of the relevant service. Revenue is accrued monthly and paid within 10 business days of month end

All revenue is stated net of the amount of Goods and Services Tax (GST).

## Notes to the financial statements (continued)

### Note 3. Summary of Significant Accounting Policies (continued)

#### Revenue Calculation

The franchise agreement provides that three forms of revenue may be earned by the Company – margin, commission and fee income. Bendigo Bank decides the form of revenue the company earns on different types of products and services.

The revenue earned by the Company is dependent on the business that it generates. It may also be affected by other factors, such as economic and local conditions, for example, interest rates.

#### Margin

Margin is arrived at through the following calculation:

Interest paid by customers on loans, less interest paid to customers on deposits
<i>plus</i>
Deposit returns (i.e. interest return applied by BABL on deposits)
<i>minus</i>
Any costs of funds (i.e. interest applied by BABL to fund a loan)

The Company is entitled to a share of the margin earned by Bendigo and Adelaide Bank. If this reflects a loss, the company incurs a share of that loss.

#### Commission

Commission revenue is in the form of commission generated for products and services sold. This commission is recognised at a point in time which reflects when the Company has fulfilled its performance obligation.

The Company receives trailing commission for products and services sold. Ongoing trailing commission payments are recognised on receipt as there is insufficient detail readily available to estimate the most likely amount of income without a high probability of significant reversal in a subsequent reporting period. The receipt of ongoing trailing commission income is outside the control of the company, and is a significant judgement area.

#### Fee Income

Fee income is a share of what is commonly referred to as 'bank fees and charges' charged to customers by Bendigo and Adelaide Bank entities including fees for loan applications and account transactions.

#### Core Banking Products

Bendigo Bank has identified some products and services as 'core banking products'. It may change the products and services which are identified as core banking products by giving the Company at least 30 days notice. Core banking products currently include Bendigo Bank branded home loans, term deposits and at call deposits.

#### Ability to Change Financial Return

Under the franchise agreement, Bendigo and Adelaide Bank may change the form and amount of financial return that the Company receives. The reasons it may make a change include changes in industry or economic conditions or changes in the way Bendigo and Adelaide Bank earns revenue.

The change may be to the method of calculation of margin, the amount of margin, commission and fee income or a change of a margin to a commission or vice versa. This may affect the amount of revenue the Company receives on a particular product or service. The effect of the change on the revenue earned by the company is entirely dependent on the change.

Bendigo and Adelaide Bank must not reduce the margin and commission the Company receives on core banking products and services to less than 50% (on an aggregate basis) of Bendigo and Adelaide Bank's margin at that time. For other products and services, there is no restriction on the change Bendigo and Adelaide Bank may make.

## Notes to the financial statements (continued)

### Note 3. Summary of Significant Accounting Policies (continued)

#### (c) Other Revenue

The Company's activities include the generation of income from sources other than the core products under the franchise agreement. Revenue is recognised to the extent that it is probable that the economic benefits will flow to the company and can be reliably measured.

Revenue	Revenue Recognition Policy
Other income	All other revenues that did not contain contracts with customers are recognised as goods and services are provided.

All revenue is stated net of the amount of Goods and Services Tax (GST).

#### Discretionary Financial Contributions

In addition to margin, commission and fee income, and separate from the franchise agreement, Bendigo Bank has also made MDF payments to the Company.

The amount has been based on the volume of business attributed to a branch. The purpose of the discretionary payments is to assist with local market development activities, including community sponsorships and grants. It is for the board to decide how to use the MDF.

The payments from Bendigo Bank are discretionary and may change the amount or stop making them at any time. The Company retains control over the funds, the funds are not refundable to Bendigo Bank.

#### (d) Employee Benefits

##### Short-term Employee Benefits

Short-term employee benefits are expensed as the related service is provided. A liability is recognised for salary and wages (including non-monetary benefits), annual leave, and sick leave which are expected to be wholly settled within 12 months of the reporting date. They are measured at amounts expected to be paid when the liabilities are settled, plus related on-costs. Expenses for non-accumulating sick leave are recognised when the leave is taken and measured at the rates paid or payable.

An annual leave liability is recognised for the amount expected to be paid if the Company has a present legal or constructive obligation to pay this amount as a result of past service provided by the employee and the obligation can be reliably estimated.

##### Other Long-term Employee Benefits

The Company's net obligation in respect of long-term employee benefits is the amount of future benefit that employees have earned in return for their service in the current and prior reporting periods.

That benefit is discounted to determine its present value. Consideration is given to expected future wage and salary levels plus related on-costs, experience of employee departures, and years of service achieved. Expected future payments are discounted using market yields at the reporting date on high quality corporate bonds with terms to maturity and currencies that match, as closely as possible, the estimate future cash outflows.

Remeasurements are recognised in profit or loss in the period in which they arise.

## Notes to the financial statements (continued)

---

### Note 3. Summary of Significant Accounting Policies (continued)

#### (e) Tax

Income tax expense comprises current and deferred tax. It is recognised in profit or loss except to the extent that it relates to items recognised directly in equity or other comprehensive income.

##### Current Income Tax

Current tax assets and liabilities are measured at amounts expected to be recovered from or paid to the taxation authorities. It is calculated using tax rates and tax laws that have been enacted or substantively enacted by the reporting date.

##### Deferred Tax

Deferred tax is recognised in respect of temporary differences between the carrying amounts of assets and liabilities for financial reporting purposes and the amounts used for taxation purposes.

Deferred tax assets are recognised for all deductible temporary differences, carried-forward tax losses, and unused tax credits to the extent that it is probable that future taxable profits will be available against which they can be used.

The carrying amount of deferred tax assets is reviewed at each reporting date and reduced to the extent that it is no longer probable that sufficient taxable profit will be available to allow all or part of the deferred tax asset to be utilised.

Deferred tax is measured at the rates that are expected to be applied to temporary differences when they reverse, using tax rates enacted or substantively enacted at the reporting date, and reflects uncertainty related to income taxes, if any.

Deferred tax assets and liabilities are offset when there is a legally enforceable right to offset current tax and when the balances relate to taxes levied by the same taxation authority and the entity intends to settle its tax assets and liabilities on a net basis.

##### Goods & Services Tax

Revenues, expenses and assets are recognised net of the amount of GST, except:

- when the amount of GST incurred on a sale or purchase of assets or services is not payable to or recoverable from the taxation authority. In these circumstances, the GST is recognised as part of the cost of acquisition of the asset or as part of the revenue or expense item
- when receivables and payables are stated with the amount of GST included.

The net amount of GST recoverable from, or payable to, the taxation authority is included as part of receivables or payables in the statement of financial position. Commitments and contingencies are disclosed net of the amount of GST recoverable from, or payable to, the taxation authority.

Cash flows are included in the statement of cash flows on a gross basis and the GST component of cash flows arising from investing and financing activities, which are recoverable from, or payable to, the taxation authority is classified as part of operating cash flows.

#### (f) Cash & Cash Equivalents

For the purposes of the statement of financial position and statement of cash flows, cash and cash equivalents comprise: cash on hand, deposits held with banks, and short-term, highly liquid investments (mainly money market funds) that are readily convertible into known amounts of cash and which are subject to insignificant risk of changes in value.

## Notes to the financial statements (continued)

### Note 3. Summary of Significant Accounting Policies (continued)

#### (g) Property, Plant & Equipment

##### Recognition & Measurement

Items of property, plant and equipment are measured at cost or fair value as applicable, which includes capitalised borrowings costs, less accumulated depreciation and any accumulated impairment losses.

Any gain or loss on disposal of an item of property, plant and equipment is recognised in profit or loss.

##### Subsequent Expenditure

Subsequent expenditure is capitalised only if it is probable that the future economic benefits associated with the expenditure will flow to the Company.

##### Depreciation

Depreciation is calculated to write-off the cost of items of property, plant and equipment less their estimated residual values using diminishing value method over their estimated useful lives, and is recognised in profit or loss.

The estimated useful lives of property, plant and equipment for the current and comparative periods are as follows:

Asset Class	Method	Useful Life
Leasehold improvements	Straight line	15
Plant & equipment	Straight line	5 - 20

Depreciation methods, useful life, and residual values are reviewed at each reporting date and adjusted if appropriate.

#### (h) Intangible Assets

Intangible assets of the Company include the franchise fees paid to Bendigo Bank conveying the right to operate the Community Bank franchise.

##### Recognition & Measurement

Intangible assets acquired separately are measured on initial recognition at cost.

##### Subsequent Expenditure

Subsequent expenditure is capitalised only when it increases the future economic benefits embodied in the specific asset to which it relates. All other expenditure, including expenditure on internally generated goodwill, is recognised in profit or loss as incurred.

##### Amortisation

Intangible assets are amortised over their useful life and assessed for impairment whenever impairment indicators are present.

The estimated useful life and amortisation method for the current and comparative periods are as follows:

Asset Class	Method	Useful Life
Establishment fee	Straight line	Franchise term (5 years)
Franchise fee	Straight line	Franchise term (5 years)

Amortisation methods, useful life, and residual values are reviewed at each reporting date and adjusted if appropriate.

## Notes to the financial statements (continued)

### Note 3. Summary of Significant Accounting Policies (continued)

#### (i) Financial Instruments

A financial instrument is any contract that gives rise to a financial asset of one entity and a financial liability or equity instrument of another entity. The Company's financial instruments include trade debtors and creditors, cash and cash equivalents, leases.

Sub-note (i) and (j) refer to the following acronyms:

Acronym	Meaning
FVTPL	Fair value through profit or loss
FVTOCI	Fair value through other comprehensive income
SPPI	Solely payments of principal and interest
ECL	Expected credit loss
CGU	Cash-generating unit

#### Recognition & Initial Measurement

Trade receivables are initially recognised when they originated. All other financial assets and financial liabilities are initially recognised when the Company becomes a party to the contractual provisions of the instrument.

A financial asset (unless it is a trade receivable without a significant financing component) or financial liability is initially measured at fair value plus, for an item not at FVTPL, transaction costs that are directly attributable to the acquisition or issue. A trade receivable without a significant financing component is initially measured at the transaction price.

#### Classification & Subsequent Measurement

##### *Financial Assets*

On initial recognition, a financial asset is classified as measured at: amortised cost, FVTOCI - debt investment; FVTOCI - equity investment; or FVTPL.

Financial assets are not reclassified subsequent to their initial recognition unless the Company changes its business model for managing financial assets, in which case all affected financial assets are reclassified on the first day of the first reporting period following the change in the business model.

A financial asset is measured at amortised cost if it meets both of the following conditions and is not designated as FVTPL:

- it is held within a business model whose objective is to hold assets to collect contractual cash flows; and
- its contractual terms give rise on specified dates to cash flows that are SPPI on the principal amount outstanding.

All financial assets not classified as measured at amortised cost or FVTOCI as described above are measured at FVTPL. On initial recognition, the Company may irrevocably designate a financial asset that otherwise meets the requirements to be measured at amortised cost or FVTOCI as FVTPL if doing so eliminates or significantly reduces an accounting mismatch that would otherwise arise.

##### *Financial Assets - Business Model Assessment*

The Company makes an assessment of the objective of the business model in which a financial asset is held at a portfolio level because this best reflects the way the business is managed.

##### *Financial Assets - Subsequent Measurement, Gains & Losses*

For financial assets at amortised cost, these assets are subsequently measured at amortised cost using the effective interest method. The amortised cost is reduced by impairment losses. Interest income and impairment are recognised in profit or loss. Any gain or loss on derecognition is recognised in profit or loss.

## Notes to the financial statements (continued)

---

### Note 3. Summary of Significant Accounting Policies (continued)

#### *Financial Liabilities - Classification, Subsequent Measurement, Gains & Losses*

Borrowings and other financial liabilities (including trade payables) are classified as measured at amortised cost or FVTPL. A financial liability is classified as FVTPL if it is classified as held-for-trading, it is a derivative or it is designated as such on initial recognition. Financial liabilities at FVTPL are measured at fair value and net gains and losses, including interest expense, are recognised in profit or loss. Other financial liabilities are subsequently measured at amortised cost using the effective interest method. Any gain or loss on derecognition is also recognised in profit or loss.

#### Derecognition

##### *Financial Assets*

The Company derecognises a financial asset when the contractual rights to the cash flows from the financial asset expire, or it transfers the rights to receive the contractual cash flows in a transaction in which substantially all of the risks and rewards of ownership of the financial asset are transferred or in which the company neither transfers nor retains substantially all of the risks and rewards of ownership and it does not retain control of the financial asset.

Where the Company enters into transactions where it transfers assets recognised in the statement of financial position, but retains either all or substantially all of the risks and rewards of the transferred asset, the transferred assets are not derecognised.

##### *Financial Liabilities*

The Company derecognises a financial liability when its contractual obligations are discharged, cancelled, or expire. The Company also derecognises a financial liability when its terms are modified and the cash flows of the modified liability are substantially different, in which case a new financial liability based on the modified terms is recognised at fair value.

On derecognition of a financial liability, the difference between the carrying amount extinguished and the consideration paid (including any non-cash assets transferred or liabilities assumed) is recognised in profit or loss.

#### Offsetting

Financial assets and financial liabilities are offset and the net amount presented in the statement of financial position when, and only when, the Company currently has a legally enforceable right to set off the amounts and intends either to settle them on a net basis or to realise the asset and settle the liability simultaneously.

### (j) Impairment

#### *Non-derivative Financial Instruments*

The Company recognises a loss allowance for estimated credit losses (ECL)'s on its trade receivables.

ECL's are the probability-weighted estimate of credit losses over the expected life of a financial instrument. A credit loss is the difference between all contractual cash flows that are due and all cash flows expected to be received.

In measuring the ECL, a provision matrix for trade receivables is used, taking into consideration various data to get to an ECL, (i.e. diversity of its customer base, appropriate groupings of its historical loss experience etc.).

#### *Recognition of ECL in Financial Statements*

At each reporting date, the entity recognises the movement in the loss allowance as an impairment gain or loss in the statement of profit or loss and other comprehensive income.

## Notes to the financial statements (continued)

---

### Note 3. Summary of Significant Accounting Policies (continued)

The Company's trade receivables are limited to the monthly profit share distribution from Bendigo and Adelaide Bank, which is received 14 days post month end. Due to the reliance on Bendigo and Adelaide Bank the company has reviewed credit ratings provided by Standard & Poors, Moody's and Fitch ratings to determine the level of credit exposure to the company. The company also performed a historical assessment of receivables from Bendigo and Adelaide Bank and found no instances of default. As a result no impairment loss allowance has been made in relation to trade receivables as at 30 June 2024.

#### Non-financial Assets

At each reporting date, the Company reviews the carrying amount of its non-financial assets (other than investment property, contracts assets, and deferred tax assets) to determine whether there is any indication of impairment. If any such indication exists, then the asset's recoverable amount is estimated.

The Company has assessed for impairment indicators and noted no material impacts on the carrying amount of non-financial assets.

#### (k) Issued Capital

##### Ordinary Shares

Ordinary shares are recognised at the fair value of the consideration received by the Company. Any transaction costs arising on the issue of ordinary shares are recognised directly in equity as a reduction of the share proceeds received.

#### (l) Leases

##### As Lessee

At commencement or on modification of a contract that contains a lease component, the Company allocates the consideration in the contract to each lease component on the basis of its relative stand-alone prices. However, for leases of property the company has elected not to separate lease and non-lease components and account for the lease and non-lease components as a single lease component.

The Company recognises a right-of-use asset and a lease liability at the lease commencement date. The right-of-use asset is initially measured at cost, which comprises the initial amount of the lease liability adjusted for any lease payments made at or before the commencement date, plus any initial direct costs incurred and an estimate of costs to dismantle and remove the underlying asset or to restore the underlying asset or the site on which it is located, less any lease incentives received.

The right-of-use asset is subsequently depreciated using the straight-line method from the commencement date to the end of the lease term, unless the lease transfers ownership of the underlying asset to the Company by the end of the lease term or the costs of the right-of-use asset reflects that the Company will exercise a purchase option. In that case the right-of-use asset will be depreciated over the useful life of the underlying asset, which is determined on the same basis as those of property, plant and equipment. In addition, the right-of-use asset is periodically reduced by impairment losses, if any, and adjusted for certain remeasurements of the lease liability.

The lease liability is initially measured at the present value of the lease payments that are not paid at the commencement date, discounted using the interest rate implicit in the lease or, if that rate cannot be readily determined, the Company's incremental borrowing rate.

The Company determines its incremental borrowing rate by obtaining interest rates from funding sources and where necessary makes certain adjustments to reflect the terms of the lease and type of asset leased.

Lease payments included in the measurement of the lease liability comprise the following:

- fixed payments, including in-substance fixed payments;
- variable lease payments that depend on an index or a rate, initially measured using the index or rate as at the commencement date;
- amounts expected to be payable under a residual guarantee; and



## Notes to the financial statements (continued)

---

### Note 3. Summary of Significant Accounting Policies (continued)

#### (l) Leases (continued)

##### As Lessee (continued)

- the exercise price under a purchase option the Company is reasonable certain to exercise, lease payments in an option renewal period if the company is reasonably certain to exercise that option, and penalties for early termination of a lease unless the company is reasonably certain not to terminate early.

The lease liability is measured at amortised cost using the effective interest method. It is remeasured when there is a change in future lease payments arising from a change in an index or rate, if there is a change in the company's estimate of the amount expected to be payable under a residual value guarantee, if the Company changes its assessment of whether it will exercise a purchase, extension or termination option or if there is a revised in-substance fixed lease payment.

When the lease liability is remeasured in this way, a corresponding adjustment is made to the carrying amount of the right-of-use asset, or is recorded in profit or loss if the carrying amount of the right-of-use asset has been reduced to zero.

##### Short-term Leases & Leases of Low-value Assets

The Company has elected not to recognise right-of-use assets and lease liabilities for leases of short-term leases and low-value assets, including IT equipment. The Company recognises the lease payments associated with these leases as an expense on a straight-line basis over the lease term.

A short-term lease is a lease that, at commencement date, has a lease term of 12 months or less.

##### As Lessor

The Company has not been a party in an arrangement where it is a lessor.

#### (m) Standards Issued But Not Yet Effective

There are no new standards effective for annual reporting periods beginning after 1 July 2023 that are expected to have a significant impact on the Company's financial statements.

#### (l) Comparative information

Where required by Accounting Standards, comparative figures have been adjusted to conform to changes in presentation for the current financial year.

## Notes to the financial statements (continued)

### Note 4. Significant Accounting Judgements, Estimates & Assumptions

During preparation of the financial statements, management has made judgements and estimates that affect the application of the Company's accounting policies and the reported amounts of assets, liabilities, income, and expenses. Actual outcomes and balances may differ from these estimates.

Estimates and underlying assumptions are reviewed on an ongoing basis. Any revisions to these estimates are recognised prospectively.

#### (a) Judgements

Information about judgements made in applying accounting policies that have the most significant effects on the amounts recognised in the financial statements is included in the following notes:

Note	Judgement
Note 7 - Revenue	Whether revenue is recognised over time or at a point in time
Note 20 - Leases:	
(a) Control	Whether a contract is or contains a lease at inception by assessing whether the Company has the right to direct the use of the identified asset and obtain substantially all the economic benefits from the use of that asset
(b) Lease term	Whether the Company is reasonably certain to exercise extension options, termination periods, and purchase options
(c) Discount rates	Judgement is required to determine the discount rate, where the discount rate is the Company's incremental borrowing rate if the rate implicit in the lease cannot be readily determined. The incremental borrowing rate is determined with reference to factors specific to the Company and underlying asset including: <ul style="list-style-type: none"><li>• the amount</li><li>• the lease term</li><li>• economic environment</li><li>• any other relevant factors.</li></ul>

#### (b) Assumptions & Estimation Uncertainty

Information about assumptions and estimation uncertainties at 30 June 2024 that have a significant risk of resulting in a material adjustment to the carrying amounts of assets and liabilities in the next financial year is included in the following notes:

Note	Assumption
Note 18 - Recognition of deferred tax assets	Availability of future taxable profit against which deductible temporary differences and carried-forward tax losses can be utilised
Note 15 - Estimation of asset useful lives	Key assumptions on historical experience and the condition of the asset
Note 21 - Long service leave provision	Key assumptions on attrition rate of staff and expected pay increases through promotion and inflation

## Notes to the financial statements (continued)

### Note 5. Financial Risk Management

The Company has exposure to the following risks arising from financial instruments:

- credit risk
- liquidity risk
- market risk

The Company's overall risk management program focuses on the unpredictability of financial markets and seeks to minimise potential adverse effects on the financial performance of the company. The company does not utilise any derivative instruments.

Risk management is carried out directly by the Board of Directors.

#### (a) Credit Risk

Credit risk is the risk of financial loss to the Company if a customer or counterparty to a financial instrument fails to meet its contractual obligations, and arises principally from the company's receivables from customers.

The Company has no significant concentrations of credit risk. It has policies in place to ensure that customers have an appropriate credit history. The company's franchise agreement limits the company's credit exposure to one financial institution, being Bendigo and Adelaide Bank.

#### (b) Liquidity Risk

Liquidity risk is the risk that the company will encounter difficulty in meeting the obligations associated with its financial liabilities that are settled by delivering cash or another financial asset. The Company's approach to managing liquidity is to ensure, as far as possible, that it will have sufficient liquidity to meet its liabilities when they are due, under both normal and stressed conditions, without incurring unacceptable losses or risking damage to the Company's reputation.

The following are the remaining contractual maturities of financial liabilities. The amounts are gross and undiscounted, and include contractual interest payments and exclude the impact of netting agreements.

30 June 2024		Contractual Cash Flows		
Non-derivative Financial Liability	Carrying Amount	< 12 Months	1 - 5 Years	> 5 Years
Lease liabilities	205,728	44,500	189,225	-

#### (c) Market Risk

Market risk is the risk that changes in market prices - e.g. foreign exchange rates, interest rates, and equity prices - will affect the Company's income or the value of its holdings in financial instruments. The objective of market risk management is to manage and control market risk exposures within acceptable parameters, while optimising the return.

The Company has no exposure to any transactions denominated in a currency other than Australian dollars.

#### Price Risk

The Company is not exposed to equity securities price risk as it does not hold investments for sale or at fair value. There is no exposure to the company in regard to commodity price risk.

## Notes to the financial statements (continued)

---

### Note 5. Financial Risk Management (*continued*)

#### Cash Flow & Fair Values Interest Rate Risk

Interest-bearing assets are held with Bendigo and Adelaide Bank and subject to movements in market interest. Interest-rate risk could also arise from long-term borrowings. Borrowings issued at variable rates expose the Company to cash flow interest-rate risk.

The Company held cash and cash equivalents of \$886,445 at 30 June 2024 (2023: \$680,014). The cash and cash equivalents are held with Bendigo & Adelaide Bank, which are rated BBB on Standard & Poor's credit ratings.

### Note 6. Capital Management

The Board's policy is to maintain a strong capital base so as to sustain future development of the Company. The Board of Directors monitor the return on capital and the level of distributions to shareholders. Capital is represented by total equity as recorded in the statement of financial position.

In accordance with the franchise agreement, in any 12 month period the funds distributed to shareholders shall not exceed the distribution limit.

The distribution limit is the greater of:

- (a) 20% of the profit or funds of the Company otherwise available for distribution to shareholders in that 12 month period; and
- (b) subject to the availability of distributable profits, the relevant rate of return multiplied by the average level of share capital of the Company over that 12 month period where the relevant rate of return is equal to the weighted average interest rate on 90 day bank bills over that 12 month period plus 5%.

The Board is managing the growth of the business in line with this requirement. There are no other externally imposed capital requirements, although the nature of the Company is such that amounts will be paid in the form of charitable donations and sponsorship. Charitable donations and sponsorship paid for the year ended 30 June 2024 can be seen in the statement of profit or loss and other comprehensive Income.

There were no changes in the Company's approach to capital management during the year.

## Notes to the financial statements (continued)

### Note 7. Revenue From Contracts With Customers

Revenue arises from the rendering of services through its franchise agreement with the Bendigo and Adelaide Bank Limited. The revenue recognised is measured by reference to the fair value of consideration received or receivable, excluding sales taxes, rebates, and trade discounts.

	2024 \$	2023 \$
<b>Revenue</b>		
- Revenue from contracts with customers	1,399,578	1,493,787
<b>Disaggregation of Revenue From Contracts With Customers</b>		
- Margin income	1,295,754	1,396,096
- Fee income	46,772	48,356
- Commission income	57,052	49,345
	<b>1,399,578</b>	<b>1,493,797</b>

All revenue from contracts customers shown above was recognised at a point in time. There was no revenue from contracts with customers recognised over time during the financial year.

### Note 8. Other Revenue

The Company generates other sources of revenue as outlined below.

	2024 \$	2023 \$
<b>Other Revenue</b>		
- Other Income	-	101
	-	<b>101</b>

### Note 9. Finance Income

The Company holds financial instruments measured at amortised cost. Interest income is recognised at the effective interest rate.

	2024 \$	2023 \$
<b>Finance Income</b>		
<b>At amortised cost:</b>		
- Interest from term deposits	36,117	16,742
- Interest from Australian Taxation Office	1,086	-
	<b>37,203</b>	<b>16,742</b>

## Notes to the financial statements (continued)

### Note 10. Expenses

Profit before income tax from continuing operations includes the following specific expenses:

#### (a) Employee Benefits Expense

	2024 \$	2023 \$
<b>Employee Benefits Expense</b>		
- Wages & salaries	371,592	375,506
- Superannuation costs	37,262	39,027
- Other expenses related to employees	(26,336)	14,401
	<b>382,518</b>	<b>428,934</b>

#### (b) Depreciation & Amortisation Expense

	2024 \$	2023 \$
<b>Depreciation of Non-current Assets</b>		
- leasehold improvements	8,388	8,135
- plant and equipment	2,860	2,805
	<b>11,248</b>	<b>10,940</b>
<b>Depreciation of Right-of-use Assets</b>		
- leased buildings	35,040	34,943
	<b>35,040</b>	<b>34,943</b>
<b>Amortisation of Intangible Assets</b>		
- franchise fees	13,184	13,184
	<b>13,184</b>	<b>13,184</b>
<b>Total depreciation &amp; amortisation expense</b>	<b>59,472</b>	<b>59,067</b>

The non-current tangible and intangible assets listed above are depreciated and amortised in accordance with the Company's accounting policy (see Note 3(g) and 3(h) for details).

#### (c) Finance Costs

	2024 \$	2023 \$
<b>Finance Costs</b>		
- Interest paid	10,988	12,551
- Other	3	-
	<b>10,991</b>	<b>12,551</b>

Finance costs are recognised as expenses when incurred using the effective interest rate.

## Notes to the financial statements (continued)

### Note 10. Expenses (continued)

#### (d) Community Investments & Sponsorship

The overarching philosophy of the Community Bank model, is to support the local community in which the Company operates. This is achieved by circulating the flow of financial capital into the local economy through community contributions (such as donations and grants).

	Note	2024 \$	2023 \$
<b>Community Investments &amp; Sponsorship</b>			
- Direct sponsorship and grant payments		171,689	149,904
- Contribution to the Community Enterprise Foundation™	10(e)	200,001	250,000
		<b>371,690</b>	<b>399,904</b>

The funds contributed are held by the Community Enterprise Foundation (CEF) and are available for distribution as grants to eligible applicants for a specific purpose in consultation with the directors.

When the Company pays a contribution in to the CEF, the Company loses control over the funds at that point. While the directors are involved in the payment of grants, the funds are not refundable to the company.

#### (e) Community Enterprise Foundation™ (CEF) Contributions

During the financial year the Company contributed funds to the CEF, the philanthropic arm of the Bendigo Bank. These contributions paid in form part of community investments and sponsorship expenditure included in profit or loss.

	Note	2024 \$	2023 \$
<b>Disaggregation of CEF Funds</b>			
Opening balance		250,001	-
Contributions paid	10(d)	210,526	263,158
Interest received		11,211	-
Management fees incurred		(10,525)	(13,157)
Balance available for distribution		<b>461,213</b>	<b>250,001</b>

## Notes to the financial statements (continued)

### Note 11. Income Tax Expense

Income tax expense comprises current and deferred tax. Attributable current and deferred tax expense is recognised in the other comprehensive income or directly in equity as appropriate.

#### (a) The Components of Tax Expense

	2024 \$	2023 \$
Current tax expense	98,908	118,382
Deferred tax expense	4,314	74,641
Recoupment of prior year tax losses	-	(74,302)
	<b>103,222</b>	<b>118,721</b>

#### (b) *Prima Facie* Tax Payable

The prima facie tax on profit from ordinary activities before income tax is reconciled to the income tax expense as follows:

	2024 \$	2023 \$
Prima facie tax on profit before income tax at 25% (2023: 25%)	103,222	118,699
<b>Add Tax Effect Of:</b>		
- Non-deductible expenses	-	22
<b>Income tax attributable to the entity</b>	<b>103,222</b>	<b>118,721</b>
The applicable weighted average effective tax rate is:	25.00%	25.00%



## Notes to the financial statements (continued)

### Note 12. Cash & Cash Equivalents

	2024	2023
	\$	\$
Cash at bank and on hand	886,444	680,014
	<b>886,444</b>	<b>680,014</b>

Cash and cash equivalents include cash on hand, deposits available on demand with banks, other short-term highly liquid investments with original maturities of three months or less. Any bank overdrafts are reported within short-term borrowings in current liabilities in the statement of financial position.

### Note 13. Trade & Other Receivables

	2024	2023
	\$	\$
<b>Current</b>		
Trade receivables	134,734	145,156
	<b>134,734</b>	<b>145,156</b>

Trade and other receivables are initially measured at the transaction price. Trade and other receivables are due for settlement usually no more than 30 days from the date of recognition.

The Company's main debtor relates to the Bendigo & Adelaide Bank monthly profit share distribution, which is deposited within a reasonable timeframe each month. There are no items that require the application of the lifetime expected credit loss model.

### Note 14. Other Assets

	2024	2023
	\$	\$
Prepayments	10,004	17,916
Security bond	4,740	3,989
	<b>14,744</b>	<b>21,905</b>

Other assets represent items that will provide the entity with future economic benefits controlled by the entity as a result of past transactions or other past events.

## Notes to the financial statements (continued)

### Note 15. Property, Plant & Equipment

#### (a) Carrying Amounts

	2024 \$			2023 \$		
	At Cost / Valuation	Accumulated Depreciation	Written Down Value	At Cost / Valuation	Accumulated Depreciation	Written Down Value
Leasehold improvements	125,845	117,373	8,472	125,515	108,984	16,531
Plant & equipment	108,861	98,886	9,975	108,861	96,027	12,834
<b>Total</b>	<b>234,706</b>	<b>216,259</b>	<b>18,447</b>	<b>234,376</b>	<b>205,011</b>	<b>29,365</b>

#### (b) Movements in Carrying Amounts

2024	Leasehold Imp. \$	Plant & Equipment \$	Total
Opening carrying value	16,531	12,834	29,365
Additions	330	-	330
Depreciation expense	(8,388)	(2,860)	(11,248)
<b>Closing carrying value</b>	<b>8,473</b>	<b>9,974</b>	<b>18,447</b>

2023	Leasehold Imp. \$	Plant & Equipment \$	Total
Opening carrying value	17,747	12,715	30,462
Additions	6,920	2,924	9,844
Depreciation expense	(8,136)	(2,805)	(10,941)
<b>Closing carrying value</b>	<b>16,531</b>	<b>12,834</b>	<b>29,365</b>

#### (c) Capital Expenditure Commitments

The entity does not have any capital expenditure commitments as at 30 June 2024 (2023: None).

#### (d) Changes in Estimates

During the financial year, the Company assessed estimates used for property, plant and equipment including useful lives, residual values, and depreciation methods.

There were no changes in estimates for the current reporting period.

## Notes to the financial statements (continued)

### Note 16. Right-of-use Assets

Right-of-use assets are measured at amounts equal to the present value of enforceable future payments on the adoption date, adjusted for lease incentives, make-good provisions, and initial direct costs.

The Company derecognises right-of-use assets at the termination of the lease period or when no future economic benefits are expected to be derived from the use of the underlying asset.

The Company's lease portfolio includes buildings.

#### Options to Extend or Terminate

The option to extend or terminate is contained in the property lease of the Company. All extension or termination options are only exercisable by the Company. The extension options or termination options which were probable to be exercised have been included in the calculation of the right-of-use asset.

#### AASB 16 Amounts Recognised in the Statement of Financial Position

2024	Leased Buildings \$	Total ROU Asset \$
Leased asset	358,179	358,179
Accumulated Depreciation	(174,817)	(174,817)
	<b>183,362</b>	<b>183,362</b>

2023	Leased Buildings \$	Total ROU Asset \$
Leased asset	358,179	358,179
Accumulated Depreciation	(139,777)	(139,777)
	<b>218,402</b>	<b>218,402</b>

Movements in carrying amounts:

	Leased Buildings \$	Total ROU Asset \$
Opening balance	218,402	218,402
Depreciation expense	(35,040)	(35,040)
<b>Net carrying amount</b>	<b>183,362</b>	<b>183,362</b>

#### AASB 16 Amounts Recognised in the Statement of Profit or Loss and Other Comprehensive Income

	2024 \$	2023 \$
Depreciation expense related to right-of-use assets	35,040	34,943
Interest expense on lease liabilities	10,988	12,551

## Notes to the financial statements (continued)

### Note 17. Intangible Assets

#### (a) Carrying Amounts

	2024			2023		
	At Cost / Valuation	Accumulated Amortisation	Written Down Value	At Cost / Valuation	Accumulated Amortisation	Written Down Value
Franchise fee	65,919	63,172	2,747	65,919	49,988	15,931
Goodwill	13,527	-	13,527	14,880	-	14,880
	<b>79,446</b>	<b>63,172</b>	<b>16,274</b>	<b>80,799</b>	<b>49,988</b>	<b>30,811</b>

#### (b) Movements in Carrying Amounts

2024	Franchise Fee \$	Goodwill \$	Total
Opening carrying value	15,931	14,880	30,811
Adjustment	-	(1,353)	(1,353)
Amortisation expense	(13,184)	-	(13,184)
<b>Closing carrying value</b>	<b>2,747</b>	<b>13,527</b>	<b>16,274</b>

2023	Franchise Fee \$	Goodwill \$	Total
Opening carrying value	29,114	14,880	43,994
Amortisation expense	(13,183)	-	(13,183)
<b>Closing carrying value</b>	<b>15,931</b>	<b>14,880</b>	<b>30,811</b>

## Notes to the financial statements (continued)

### Note 18. Tax Assets & Liabilities

#### (a) Current Tax

	2024 \$	2023 \$
Income tax payable	44,538	44,080

#### (b) Deferred Tax

Movement in the Company's deferred tax balances for the year ended 30 June 2024:

	30 June 2023 \$	Recognised in P & L \$	30 June 2024 \$
<b>Deferred Tax Assets</b>			
- Expense accruals	1,233	847	2,080
- Right-of-use assets	5,210	382	5,592
- Employee provisions	22,384	(10,118)	12,266
<b>Total deferred tax assets</b>	<b>28,827</b>	<b>(8,889)</b>	<b>19,938</b>
<b>Deferred Tax Liabilities</b>			
- Prepayments	(4,479)	1,978	(2,501)
- Property, plant & equipment	(6,903)	2,598	(4,305)
<b>Total deferred tax liabilities</b>	<b>(11,382)</b>	<b>4,576</b>	<b>(6,806)</b>
<b>Net deferred tax assets</b>	<b>17,445</b>	<b>(4,313)</b>	<b>13,132</b>

Movement in the Company's deferred tax balances for the year ended 30 June 2023:

	30 June 2022 \$	Recognised in P & L \$	30 June 2023 \$
<b>Deferred Tax Assets</b>			
- Expense accruals	830	403	1,233
- Unused tax losses	74,301	(74,301)	-
- Right-of-use assets	4,460	750	5,210
- Employee provisions	21,683	701	22,384
<b>Total deferred tax assets</b>	<b>101,274</b>	<b>(72,447)</b>	<b>28,827</b>
<b>Deferred Tax Liabilities</b>			
- Prepayments	(2,199)	(2,280)	(4,479)
- Property, plant & equipment	(6,989)	86	(6,903)
<b>Total deferred tax liabilities</b>	<b>(9,188)</b>	<b>(2,194)</b>	<b>(11,382)</b>
<b>Net deferred tax assets</b>	<b>92,086</b>	<b>(74,641)</b>	<b>17,445</b>

## Notes to the financial statements (continued)

### Note 19. Trade & Other Payables

	2024 \$	2023 \$
<b>Current</b>		
Trade creditors	8,280	16,724
Other creditors and accruals	17,732	26,175
	<b>26,012</b>	<b>42,899</b>

Trade and other payables represent the liabilities for goods and services received by the entity that remain unpaid at the end of the reporting period. The balance is recognised as a current liability with the amounts normally paid within 30 days of recognition of the liability.

Trade and other payables are initially measured at fair value and subsequently measured at amortised cost using the effective interest method.

### Note 20. Lease Liabilities

Lease liabilities were measured at amounts equal to the present value of enforceable future payments of the term reasonably expected to be exercised, discounted at the appropriate incremental borrowing rate on the adoption date. The discount rate used on recognition was 4.89%.

The discount rate used in calculating the present value of enforceable future payments takes into account the particular circumstances applicable to the underlying leased assets (including the amount, lease term, economic environment, and other relevant factors).

The Company has applied judgement in estimating the remaining lease term including the effects of any extension or termination options reasonably expected to be exercised, applying hindsight if appropriate.

#### (a) Lease Portfolio

The Company's lease portfolio includes:

Lease	Details
Beaconsfield Branch	The lease agreement is a non-cancellable lease with an initial term of five years which commenced in September 2014. The lease has one further five year extension option available.

The Company assesses at the lease commencement date whether it is reasonably certain to exercise extension options. The Company reassesses whether it is reasonably certain to exercise the options if there is a significant event or significant change in circumstances within its control.

#### (b) Lease Liabilities

Lease liabilities are presented in the consolidated statement of financial position as follows:

	2024 \$	2023 \$
Current	35,218	33,512
Non-current	170,510	205,728
	<b>205,728</b>	<b>239,240</b>

The lease liabilities are secured by the related underlying assets. Future minimum lease payments at 30 June 2024 were as follows:

## Notes to the financial statements (continued)

### Note 20. Lease Liabilities (continued)

#### (b) Lease Liabilities (continued)

	Minimum lease payments due				
	< 1 Year	1 - 2 Years	3 - 5 Years	> 5 years	Total
<b>30 June 2024</b>					
Lease payments	44,500	89,000	100,225	-	233,725
Finance charges	(9,282)	(13,192)	(5,523)	-	(27,997)
<b>Net present values</b>	<b>35,218</b>	<b>75,808</b>	<b>94,702</b>	<b>-</b>	<b>205,728</b>
<b>30 June 2023</b>					
Lease payments	44,500	89,000	133,500	11,224	278,224
Finance charges	(10,988)	(16,803)	(11,101)	(92)	(38,984)
<b>Net present values</b>	<b>33,512</b>	<b>72,197</b>	<b>122,399</b>	<b>11,132</b>	<b>239,240</b>

### Note 21. Employee Benefits

	2024	2023
	\$	\$
<b>Current</b>		
Provision for annual leave	18,927	41,052
Provision for long service leave	30,008	48,272
	<b>48,935</b>	<b>89,324</b>
<b>Non-Current</b>		
Provision for long service leave	129	213
	<b>129</b>	<b>213</b>

Provision for employee benefits represents amounts accrued for annual leave and long service leave.

#### Employee Attrition Rates

The Company uses historical employee attrition rates in determining the probability of an employee, at a given date, achieving continuous employment eligible for entitlement in accordance with long service leave legislation.

### Note 22. Issued Capital

#### (a) Issued Capital

	2024		2023	
	Number	\$	Number	\$
Ordinary shares - fully paid	764,961	764,961	764,961	764,961
Less: equity raising costs	-	(16,485)	-	(16,485)
	<b>764,961</b>	<b>748,476</b>	<b>764,961</b>	<b>748,476</b>

Ordinary shares are classified as equity.

Incremental costs directly attributable to the issue of new shares are shown in equity as a deduction from the proceeds.

## Notes to the financial statements (continued)

### Note 22. Issued Capital (continued)

#### (b) Movements in share capital

	2024 \$	2023 \$
<i>Fully paid ordinary shares:</i>		
At the beginning of the reporting period	764,961	764,961
<b>At the end of the reporting period</b>	<b>764,961</b>	<b>764,961</b>

Ordinary shares participate in dividends and the proceeds on winding up of the company in proportion to the number of shares held. At the shareholders' meetings each shareholder is entitled to one vote when a poll is called, or on a show of hands. The Company does not have authorised capital or par value in respect of its issued shares. All issued shares are fully paid. All shares rank equally with regard to the company's residual assets.

### Note 23. Retained Earnings

	Note	2024 \$	2023 \$
Balance at the beginning of the reporting period		(21,794)	(337,710)
Profit for the year after Income Tax		309,662	356,076
Dividends paid	28	(95,620)	(40,160)
<b>Balance at the end of the reporting period</b>		<b>192,248</b>	<b>(21,794)</b>



## Notes to the financial statements (continued)

### Note 24. Cash Flow Information

(a) Cash and cash equivalents balances as shown in the Statement of Financial Position can be reconciled to the Statement of Cash Flows as follows:

	Note	2024 \$	2023 \$
Cash and cash equivalents	12	886,444	680,014
As per the Statement of Cash Flows		<b>886,444</b>	<b>680,014</b>

### (b) Reconciliation of cash flow from operations with profit after income tax

	2024 \$	2023 \$
Profit for the year after income tax	309,662	356,076
<b>Non-cash flows in profit</b>		
- Depreciation	46,289	45,883
- Impairment of intangibles	1,353	-
- Amortisation	13,185	13,184
<b>Changes in assets and liabilities</b>		
- (Increase) / decrease in trade and other receivables	9,671	(65,021)
- (Increase) / decrease in prepayments and other assets	7,912	(9,119)
- (Increase) / decrease in deferred tax asset	4,312	74,641
- Increase / (decrease) in trade and other payables	(3,436)	(10,296)
- Increase / (decrease) in current tax liability	457	44,080
- Increase / (decrease) in provisions	(40,473)	2,807
<b>Net cash flows from operating activities</b>	<b>348,932</b>	<b>452,235</b>

### Note 25. Financial Instruments

The following shows the carrying amounts for all financial instruments at amortised cost. It does not include fair value information for financial assets and financial liabilities not measured at fair value if the carrying amount is a reasonable approximation of fair value.

	Note	2024 \$	2023 \$
<b>Financial Assets</b>			
Trade and other receivables	13	134,734	145,156
Cash and cash equivalents	12	886,444	680,014
		<b>1,021,178</b>	<b>825,170</b>
<b>Financial Liabilities</b>			
Trade and other payables	19	26,012	42,899
Lease liabilities	20	205,728	239,240
		<b>231,740</b>	<b>282,139</b>

## Notes to the financial statements (continued)

### Note 26. Related Parties

#### (a) Key Management Personnel

Key management personnel includes any person having authority or responsibility for planning, directing or controlling the activities of the entity, directly or indirectly including any Director (whether executive or otherwise) of that Company. The only key management personnel identified for the Company are the Board of Directors, the members of which are listed in the Directors' report.

#### (b) Key Management Personnel Compensation

No Director of the Company receives remuneration for services as a company director or committee member. These positions are held on a voluntary basis.

There are no executives whose remuneration is required to be disclosed.

#### (c) Other Related Parties

Other related parties include close family members of key management personnel and entities that are controlled or jointly controlled by those key management personnel, individually or collectively with their close family members.

#### (d) Transactions With Key Management Personnel & Related Parties

There were no transactions with related parties during the year.

#### (e) Key Management Personnel Shareholdings

The number of ordinary shares in the Company held by each key management personnel during the financial year has been disclosed in the Director's Report.

#### (f) Other Key Management Transactions

There has been no other transactions key management or related parties other than those described above.

### Note 27. Auditor's Remuneration

The appointed auditor of Beaconsfield District Community Financial Services Limited for the year ended 30 June 2024 is RSD Audit. Amounts paid or due and payable to the auditor are outlined below.

	2024	2023
	\$	\$
<b>Audit &amp; Review Services</b>		
Audit and review of financial statements (RSD Audit)	6,200	5,750
<b>Total auditor's remuneration</b>	<b>6,200</b>	<b>5,750</b>

## Notes to the financial statements (continued)

### Note 28. Dividends

The following dividends were provided for and paid to shareholders during the reporting period as presented in the statement of changes in equity and statement of cash flows.

	2024		2023	
	Number	\$	Number	\$
Fully franked dividend	764,961	95,620	764,961	40,160
Dividends provided for and paid during the year	<b>764,961</b>	<b>95,620</b>	<b>764,961</b>	<b>40,160</b>

The tax rate at which dividends have been franked is 25% (2023: 0%).

### Note 29. Earnings Per Share

The calculation of basic and diluted earnings per share has been based on the following profit attributable to ordinary shareholders and weighted-average number of ordinary shares outstanding.

	2024	2023
	\$	\$
Profit attributable to ordinary shareholders	309,662	356,076
	Number	Number
Weighted average number of ordinary shares	764,961	764,961
	¢	¢
Basic and diluted earnings per share	40.48	46.55

### Note 30. Events After the Reporting Period

There have been no significant events after the end of the financial year that would have a material impact on the financial statements or the Company's state of affairs.

### Note 31. Commitments & Contingencies

Any commitments for future expenditure associated with leases are recorded in Note 20. Details about any capital commitments are detailed in Note 15(c).

The Company has no other commitments requiring disclosure.

There were no contingent liabilities or assets at the date of this report that would have an impact on the financial statements.

### Note 32. Company Details

The registered office of the Company is:

Beaconsfield District Community  
Financial Services Limited 6/52-62 Princes Highway, Beaconsfield

The principal place of business is:

Beaconsfield District Community  
Financial Services Limited 6/52-62 Princes Highway, Beaconsfield

# Consolidated Entity Disclosure Statement

**As at 30 June 2024**

The Consolidated Entity Disclosure Statement (CEDS) has been prepared in accordance with the *Corporations Act 2001*.

Beaconsfield District Community Financial Services Limited has no controlled entities and, therefore, is not required by Australian Accounting Standards to prepare consolidated financial statements. As a result, section 295(3A)(a) of the *Corporations Act 2001* does not apply to the entity.

# Directors' declaration


For the year ended 30 June 2024

In accordance with a resolution of the directors of Beaconsfield District Community Financial Services Limited, we state that:

In the opinion of the directors:

- (a) The financial statements and notes of the Company are in accordance with the *Corporations Act 2001*, including:
  - (i) giving a true and fair view of the Company's financial position as at 30 June 2024 and of its performance for the financial year ended on that date; and
  - (ii) complying with Accounting Standards, the *Corporations Regulations 2001* and other mandatory professional reporting requirements; and
- (b) there are reasonable grounds to believe that the Company will be able to pay its debts as and when they become due and payable.
- (c) The information disclosed in the attached consolidated entity disclosure statement, on page 38 is true and correct.

This declaration is made in accordance with a resolution of the board of directors.



---

**GRAEME JAMES TAYLOR**  
Chair/Director

Dated this 30th day of September, 2024

# Independent audit report



41A Breen Street  
Bendigo, Victoria  
PO Box 448, Bendigo, VIC, 3552

Ph: (03) 4435 3550  
admin@rsdaudit.com.au  
www.rsdaudit.com.au

## INDEPENDENT AUDITOR'S REPORT TO THE MEMBERS OF BEACONSFIELD DISTRICT COMMUNITY FINANCIAL SERVICES LIMITED

### REPORT ON THE AUDIT OF THE FINANCIAL REPORT

#### Opinion

We have audited the financial report of Beaconsfield District Community Financial Services Limited (the Company), which comprises the statement of financial position as at 30 June 2024, the statement of profit or loss and other comprehensive income, the statement of changes in equity and the statement of cash flows for the year then ended, and notes to the financial statements, including a summary of significant accounting policies, the consolidated entity disclosure statement and other explanatory information, and the directors' declaration.

In our opinion the accompanying financial report of Beaconsfield District Community Financial Services Limited is in accordance with the *Corporations Act 2001*, including:

- (i) giving a true and fair view of the Company's financial position as at 30 June 2024 and of its financial performance and its cash flows for the year then ended; and
- (ii) complying with Australian Accounting Standards and the *Corporations Regulations 2001*.

#### Basis for Opinion

We conducted our audit in accordance with Australian Auditing Standards. Our responsibilities under those standards are further described in the Auditor's Responsibilities for the Audit of the Financial Report section of our report. We are independent of the Entity in accordance with the ethical requirements of the Accounting Professional & Ethical Standards Board's *APES 110 Code of Ethics for Professional Accountants* (including Independence Standards) that are relevant to our audit of the financial report in Australia. We have also fulfilled our other ethical responsibilities in accordance with the Code.

We believe that the audit evidence we have obtained is sufficient and appropriate to provide a basis for our opinion.

#### Director's Responsibility for the Financial Report

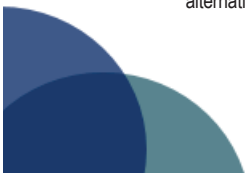
The directors of the Company are responsible for the preparation of:

- (a) the financial report (other than the consolidated entity disclosure statement) that gives a true and fair view in accordance with Australian Accounting Standards and the *Corporations Act 2001*; and
- (b) the consolidated entity disclosure statement that is true and correct in accordance with the *Corporations Act 2001*, and

for such internal control as the directors determine is necessary to enable the preparation of:

- (i) the financial report (other than the consolidated entity disclosure statement) that gives a true and fair view and is free from material misstatement, whether due to fraud or error; and
- (ii) the consolidated entity disclosure statement that is true and correct and is free of misstatement, whether due to fraud or error.

In preparing the financial report, the directors are responsible for assessing the ability of the Company to continue as a going concern, disclosing, as applicable, matters related to going concern and using the going concern basis of accounting unless the directors either intend to liquidate the Company or to cease operations, or have no realistic alternative but to do so.



RSD Audit Pty Ltd  
ABN 85 619 186 908  
Liability limited by a scheme approved under Professional Standards Legislation



## Other Information

Those charged with governance are responsible for the other information. The other information comprises the information included in the Company's annual report for the year ended 30 June 2024, but does not include the financial report and our auditor's report thereon. Our opinion on the financial report does not cover the other information and accordingly we do not express any form of assurance conclusion thereon. In connection with our audit of the financial report, our responsibility is to read the other information and, in doing so, consider whether the other information is materially inconsistent with the financial report, or our knowledge obtained in the audit or otherwise appears to be materially misstated. If, based on the work we have performed, we conclude that there is a material misstatement of this other information, we are required to report that fact. We have nothing to report in this regard.

## Auditor's Responsibility for the Audit of the Financial Report

Our responsibility is to express an opinion on the financial report based on our audit. Our objectives are to obtain reasonable assurance about whether the financial report as a whole is free from material misstatement, whether due to fraud or error, and to issue an auditor's report that includes our opinion. Reasonable assurance is a high level of assurance but is not a guarantee that an audit conducted in accordance with the Australian Auditing Standards will always detect a material misstatement when it exists. Misstatements can arise from fraud or error and are considered material if, individually or in aggregate, they could reasonably be expected to influence the economic decisions of users taken on the basis of this financial report.

As part of an audit in accordance with Australian Auditing Standards, we exercise professional judgement and maintain professional scepticism throughout the audit. An audit involves performing procedures to obtain audit evidence about the amounts and disclosures in the financial report.

The procedures selected depend on the auditor's judgement, including the assessment of the risks of material misstatement of the financial report, whether due to fraud or error. In making those risk assessments, the auditor considers internal control relevant to the entity's preparation of the financial report that gives a true and fair view in order to design audit procedures that are appropriate in the circumstances, but not for the purpose of expressing an opinion on the effectiveness of the entity's internal control.

We identify and assess the risks of material misstatement of the financial report, whether due to fraud or error, design and perform audit procedures responsive to those risks, and obtain audit evidence that is sufficient and appropriate to provide a basis for our opinion. The risk of not detecting a material misstatement resulting from fraud is higher than for one resulting from error, as fraud may involve collusion, forgery, intentional omissions, misrepresentations, or the override of internal control.

An audit also includes evaluating the appropriateness of accounting policies used and the reasonableness of accounting estimates made by the Directors, as well as evaluating the overall presentation of the financial report.

We conclude on the appropriateness of the Directors' use of the going concern basis of accounting and, based on the audit evidence obtained, whether a material uncertainty exists related to events or conditions that may cast significant doubt on the Company's ability to continue as a going concern. If we conclude that a material uncertainty exists, we are required to draw attention in our auditor's report to the related disclosures in the financial report or, if such disclosures are inadequate, to modify our opinion. Our conclusions are based on the audit evidence obtained up to the date of our auditor's report. However, future events or conditions may cause the Company to cease to continue as a going concern.

We evaluate the overall presentation, structure and content of the financial report, including the disclosures, and whether the financial report represents the underlying transactions and events in a manner that achieves fair presentation.

We obtain sufficient appropriate audit evidence regarding the financial information of the entity to express an opinion on the financial report. We are responsible for the direction, supervision and performance of the audit. We remain solely responsible for our audit opinion.

We communicate with the Directors regarding, among other matters, the planned scope and timing of the audit and significant audit findings, including any significant deficiencies in internal control that we identify during our audit.

The Auditing Standards require that we comply with relevant ethical requirements relating to audit engagements. We also provide the Directors with a statement that we have complied with relevant ethical requirements regarding independence, and to communicate with them all relationships and other matters that may reasonably be thought to bear on our independence, and where applicable, related safeguards.



### Independence

We are independent of the Company in accordance with the auditor independence requirements of the *Corporations Act 2001* and the ethical requirements of the Accounting Professional and Ethical Standards Board's APES 110: *Code of Ethics for Professional Accountants* (the Code) that are relevant to our audit of the financial report in Australia. We have also fulfilled our other ethical responsibilities in accordance with the Code.

We confirm that the independence declaration required by the *Corporations Act 2001*, which has been given to the directors of the Company, would be in the same terms if given to the directors as at the time of this auditor's report.

### RSD Audit

A handwritten signature in blue ink, appearing to read 'JP'.

**Josh Porker**  
*Principal*

41A Breen Street  
Bendigo VIC 3550

Dated: 30 September 2024



Community Bank · Beaconsfield District  
Shop 6, 52-62 Old Princes Highway, Beaconsfield VIC 3807  
Phone: 03 9769 5122  
Email: [beaconsfieldmailbox@bendigoadelaide.com.au](mailto:beaconsfieldmailbox@bendigoadelaide.com.au)  
Web: [bendigobank.com.au/beaconsfield](http://bendigobank.com.au/beaconsfield)

Franchisee: Beaconsfield District Community Financial Services Ltd  
ABN: 18 134 858 889  
PO Box 249, Beaconsfield VIC 3807  
Phone: 03 9769 5122

 /communitybankbeaconsfielddistrict

 **Bendigo Bank**